



FLOOR

YACHT CLUB™
GLAZED PORCELAIN

 **daltile®**
IMAGINE WHAT'S POSSIBLE™



Cover photo features Topsail 6 x 24 in a staggered pattern on the floor. Above photo features Sea Anchor 6 x 24 in a staggered pattern on the floor.

Discover the Beauty of Wood with the Durability of Porcelain Tile

Developed to emulate the look of wood flooring, Yacht Club™ has a natural wood-look with porcelain tile performance. The line's color palette was inspired by the world's most popular woods. Thanks to its durable porcelain body, it is ideal for high-traffic areas like kitchens, entryways or rooms subject to splashing water like bathrooms. Explore all that Yacht Club can do to create a beautiful room.

- **NATURAL INSPIRATION**
 - Wood inspired visual with subtle, linear movement
 - Attractive alternative to natural wood that can be featured in both traditional and contemporary decors
- **DESIGN FLEXIBILITY**
 - Can be used in wet areas subject to standing water, such as bathrooms and kitchens
 - Design versatility allows for easy coordination with decorative tiles



PRE-CONSUMER RECYCLED MATERIALS




TRU-EDGE

CERTIFIED PORCELAIN TILE
0.9% or less water absorption


FIELD TILE




TOPSAIL YC01



COCKPIT YC03



SEA ANCHOR YC04




BRIDGE DECK YC02

FLOOR

YACHT CLUB™

GLAZED PORCELAIN

SIZES

	Thickness	Sq. Ft. per Carton	Pieces per Carton
 6 x 24 Field Tile (5-3/4" x 23-7/16") (14.62 cm x 59.44 cm)	3/8"	10.69	11

FLOOR APPLICATIONS

	Target DCOF wet	Suitable
Dry & Level – Interior	N/A	✓
Wet & Level – Interior	≥ 0.42	✓
Exterior Applications; Pool Decking & Other Wet Areas with Minimal Footwear	≥ 0.60	
Ramps & Inclines	≥ 0.65	

A DCOF value of ≥ 0.42 is the standard for tiles specified for level interior spaces expected to be walked upon when wet, as stated in ANSI A137.1-2012, Section 9.6. For more information about DCOF and the DCOF AcuTest™, visit daltile.com/DCOF.

OTHER APPLICATIONS

	Suitable
Walls/Backsplashes	✓
Countertops	✓
Pool Linings	

APPLICATION NOTES:


Suitable for exterior applications in freezing and non-freezing climates when proper installation methods are followed.

TRIM

Type	Number	Size	Pieces per Carton
 Bullnose	S-46F9	6 x 24	11

Bullnose trim is intended to coordinate with floor field tile in the standard 90-degree installation position.

INSTALLATION

Grout Joint Recommendation	Shade Variation
1/8" (3/16" when tile with a length of 15" or greater is installed in a staggered brick-joint pattern. Overlap should not exceed 33%)	 Medium (V2)

TEST RESULTS

	ASTM#	Result
Water Absorption	C373	< 0.5%
Breaking Strength	C648	> 275 lbs
Scratch Hardness	MOHS	8.0
Chemical Resistance	C650	Resistant
Abrasion Resistance	C1027	4

For additional information, visit daltile.com/information/TestResults.

NOTES

Special consideration needs to be given when installing tiles greater than 15 inches. Please refer to daltile.com/LargeTiles for more information.

Use of a latex modified thin-set is recommended for installation.

Since there are variations in all fired ceramic products, tile and trim supplied for your particular installation may not match these samples. Final color selection should be made from actual tiles and trim and not from tile samples or color reproductions. Manufactured in accordance with ANSI A137.1 standards.

Water, oil, grease, etc. create slippery conditions. Floor applications with exposure to these conditions require extra caution in product selection. Not for use on ramps.

For additional information refer to "Factors to Consider" at daltile.com/Factors.



DESIGNED TO HELP EARN LEED™ CREDITS. For more detailed information, visit daltilegreenworks.com.

SCAN QR CODE FOR PRODUCT INFORMATION

Get a QR Code reader at: GET.DALTILE.COM



7834 C. F. Hawn Freeway, Dallas, Texas 75217 | 1.800.933.TILE

To view the complete collection of Daltile® products and information, visit our website at daltile.com.



IMAGINE WHAT'S POSSIBLE™

©2016 Dal-Tile Corporation (8/16)