



FLOOR

VALOR™

COLORBODY™ PORCELAIN

 **daltile®**
IMAGINE WHAT'S POSSIBLE™



Above and cover photos feature Valor™ Gallant Gray 24 x 24 on the floor.

Timeless Look with Contemporary Expression

A refined finish shown in a beautiful ColorBody™ porcelain and inspired by natural rustic stone. Valor portrays both classic elegance and a contemporary design that can transform any room. The neutral color palette and low-maintenance sensibility of Valor make this porcelain an outstanding choice for those wanting a look that will continue to please for years to come.

- **RUSTIC STONE LOOK & NEUTRAL COLORS**
 - Timeless designs and a neutral palette create a versatile look
- **VERSATILE SIZE OFFERING**
 - Flexible sizes suitable for both commercial and residential applications
- **MAINTENANCE & DURABILITY**
 - Perfect for high traffic areas requiring low maintenance without sacrificing style
- **ATTRACTIVE PRICE POINT**
 - Cost-efficient alternative when compared to natural stone



PRE-CONSUMER RECYCLED MATERIALS



MADE IN THE U.S.A.



TRU-EDGE™

All or select items within this series meet the requirements for these qualifications. For more information visit daltile.com.



USAGE

Floors Walls Countertops

F **W** **C**


LIGHT POLISHED FLOOR TILE



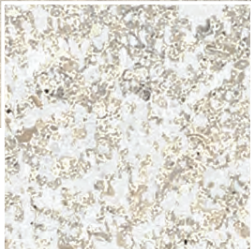
BUFF BEIGE VR02



GALLANT GRAY VR03



PARAMOUNT WHITE VR01



CLOSE-UP

UNPOLISHED FLOOR TILE




BUFF BEIGE VR02



GALLANT GRAY VR03





PARAMOUNT WHITE VR01



CLOSE-UP

SIZES

			Thickness	Sq. Ft./ Carton	Pieces/ Carton
	24 x 24 Floor Tile	(23-7/16" x 23-7/16") (59.44 cm x 59.44 cm)	3/8"	15.20	4
	12 x 24 Floor Tile	(11-5/8" x 23-7/16") (29.56 cm x 59.44 cm)	3/8"	15.12	8

APPLICATIONS

	Target DCOF wet	Suitable
Dry & Level – Interior Floor	N/A	✓
Wet & Level – Interior Floor	≥ 0.42	✓*
Shower Floors (Residential or Light Commercial)	≥ 0.42	
Exterior Floor Applications (including pool decking & other wet areas with minimal footwear)	≥ 0.60	
Ramps & Inclines	≥ 0.65	
Walls/Backsplashes	N/A	✓
Countertops	N/A	✓
Pool Linings	N/A	




A DCOF value of ≥ 0.42 is the standard for tiles specified for level interior spaces expected to be walked upon when wet, as stated in ANSI A137.1-2012, Section 9.6. For more information about DCOF and the DCOF AcuTest™, visit daltile.com/DCOF.

APPLICATION NOTES:

Suitable for exterior applications in freezing and non-freezing climates, when proper installation methods are followed.

* Unpolished only


TRIM

	Type	Number	Size	Pieces/ Carton
	Bullnose	S-43C9	3 x 12	30
	Cove Base	P-36C9T	6 x 12	22
	Cove Base Outcorner	PC-36C9T	1 x 6	15

Cove base trim is intended to coordinate with floor tile in the standard 90-degree installation position.

Cove base and cove corner trim are suitable for non-freezing climates only.

INSTALLATION

Grout Joint Recommendation	Shade Variation
1/8" (3/16" when multiple sizes are installed in a modular pattern, and/or when installing tile with a length 15" or greater in a staggered brick-joint pattern; overlap should not exceed 33%.)	 Random (V4)

PERFORMANCE CHARACTERISTICS

	ASTM#	Result
Water Absorption	C373	< 0.5%
Breaking Strength	C648	> 275 lbs
Scratch Hardness	MOHS	8.0
Chemical Resistance	C650	Resistant
Abrasion Resistance	C1027	N/A

For additional information on test results, visit us at: daltile.com/information/TestResults.

NOTES

Since there are variations in all fired ceramic and natural products, tile and trim supplied for your particular installation may not match samples. Final confirmation should be made from actual tiles and trim prior to installation. Manufactured in accordance with ANSI A137.1 standards.

Not for use on ramps. Water, oil, grease, improper drainage and certain footwear can create slippery conditions. Floor applications expected to be exposed to these conditions require extra caution in product selection.

For additional information refer to "Factors to Consider" at: daltile.com/Factors.

Random visuals enhance the natural beauty of this product. To achieve optimal results, all tile should be selected from multiple cartons and shading and graphic arrangement planned prior to installation.

Special consideration needs to be given when installing tiles greater than 15 inches. Please refer to daltile.com/LargeTiles for more information.

Special care should be taken when grouting with dark pigmented colors. A grout release is recommended to prevent finely powdered pigments from lodging in the pores of the surface. Use of a latex modified thin-set is recommended for installation.



DESIGNED TO HELP EARN LEED™ CREDITS. For more detailed information, visit daltilegreenworks.com.

7834 C.F. Hawn Freeway,
Dallas, Texas 75217 | 1.800.933.TILE

To view the complete collection of Daltile® products and information, visit our website at daltile.com.



IMAGINE WHAT'S POSSIBLE™

©2017 Daltile (8/17.1)