



FLOOR

AMBASSADOR™

STONE ATTACHÉ™ COLLECTION – COLORBODY™ PORCELAIN

 **daltile**®
IMAGINE WHAT'S POSSIBLE™



Cover photo features Ambassador™ Jet-Setter Dusk 24 x 48 on the floor and 12 x 24 on the wall.
 Shower wall features Ambassador™ Jet-Setter Dusk random linear mosaic.
 Above photo features Ambassador™ Jet-Setter Dusk random linear mosaic on the wall.

Display the Utmost Confidence with the Ambassador™ Series

Inspired by the fine-grained quartzite found in the Swiss Alps, the Ambassador series lends high-end styling wherever it's used. Eons of stratification are reflected in the distinctive mono-directional graining of this ColorBody™ porcelain tile. Large format sizes in four handsome colors make the series a natural choice for design possibilities in commercial and residential spaces.

- MODERN AND ELEGANT FLAIR
 - Elegant stone look available in four colors featuring a high level of veining and distinctive patterns
 - Three modern sizes including 24 x 24, 12 x 24 and 24 x 48
- HEIGHTENED VERSATILITY
 - 12 x 24 available in Light Polished and Unpolished finishes
 - Unique, three-dimensional mosaic adds to the dynamics of this series

 **PRE-CONSUMER RECYCLED MATERIALS**

 **TRU-EDGE™**

All or select items within this series meet the requirements for these qualifications. For more information visit daltile.com.

USAGE

Floors Walls Countertops

F **W** **C**

 **CERTIFIED RECELAIN™ TILE**
0.5% or less water absorption

AMBASSADOR™

STONE ATTACHÉ™ COLLECTION – COLORBODY™ PORCELAIN

FLOOR TILE

Available in Unpolished & Light Polished



WANDERLUST WHITE AM36



JET-SETTER DUSK AM34



GLOBAL GREY AM35



VOYAGER BLACK AM33

RANDOM LINEAR MOSAIC

Available in Unpolished only



WANDERLUST WHITE AM36



JET-SETTER DUSK AM34



GLOBAL GREY AM35





VOYAGER BLACK AM33

AMBASSADOR™

STONE ATTACHÉ™ COLLECTION – COLORBODY™ PORCELAIN

SIZES

			Thickness	Sq. Ft./ Carton	Pieces/ Carton
	24 x 48 Floor Tile ♦	(23-7/16" x 47") (59.50 cm x 119.30 cm)	3/8"	15.50	2
	24 x 24 Floor Tile ♦	(23-7/16" x 23-7/16") (59.50 cm x 59.50 cm)	3/8"	11.64	3
	12 x 24 Floor Tile	(11-11/16" x 23-7/16") (29.65 cm x 59.50 cm)	3/8"	9.70	5
	Random Linear Mosaic ♦	(12" x 24" Sheet)	3/8"	7.76	4

♦ Available in Unpolished only

APPLICATIONS

	Target DCOF wet	Suitable
Dry & Level – Interior Floor	N/A	✓
Wet & Level – Interior Floor	≥ 0.42	✓*
Shower Floors (Residential or Light Commercial)	≥ 0.42	
Exterior Floor Applications (including pool decking & other wet areas with minimal footwear)	≥ 0.60	
Ramps & Inclines	≥ 0.65	
Walls/Backsplashes	N/A	✓
Countertops	N/A	✓
Pool Linings	N/A	


A DCOF value of ≥ 0.42 is the standard for tiles specified for level interior spaces expected to be walked upon when wet, as stated in ANSI A137.1-2012, Section 9.6. For more information about DCOF and the DCOF AcuTest™, visit daltile.com/DCOF.

APPLICATION NOTES:

Suitable for exterior applications in freezing and non-freezing climates, when proper installation methods are followed.

* Unpolished only


TRIM

	Type	Number	Size	Pieces/ Carton
	Bullnose ♦	S-43F9	3 x 24	10
	Cove Base ♦	S-36C9T	6 x 12	20
	Cove Base Outcorner ♦	SC-36C9T	1 x 6	10

Cove base trim is intended to coordinate with floor tile in the standard 90-degree installation position.

♦ Available in Unpolished only

INSTALLATION

Grout Joint Recommendation	Shade Variation
1/8" (3/16" when multiple sizes are installed in a modular pattern, and/or when installing tile with a length 15" or greater in a staggered brick-joint pattern; overlap should not exceed 33%.)	 Random (V4)

PERFORMANCE CHARACTERISTICS

	ASTM#	Result
Water Absorption	C373	< 0.5%
Breaking Strength	C648	> 275 lbs
Scratch Hardness	MOHS	8.0
Chemical Resistance	C650	Resistant
Abrasion Resistance	C1027	N/A

For additional information on test results, visit us at: daltile.com/information/TestResults.

NOTES

Since there are variations in all fired ceramic and natural products, tile and trim supplied for your particular installation may not match samples. Final confirmation should be made from actual tiles and trim prior to installation. Manufactured in accordance with ANSI A137.1 standards.

Not for use on ramps. Water, oil, grease, improper drainage and certain footwear can create slippery conditions. Floor applications expected to be exposed to these conditions require extra caution in product selection.

For additional information refer to "Factors to Consider" at: daltile.com/Factors.

Random visuals enhance the natural beauty of this product. To achieve optimal results, all tile should be selected from multiple cartons and shading and graphic arrangement planned prior to installation.

Special consideration needs to be given when installing tiles greater than 15 inches. Please refer to daltile.com/LargeTiles for more information.

Manufacturer Advisory: All tile is measured by the DCOF AcuTest™ method. Tiles with DCOF values <0.42 are not recommended for use in areas with wet or slippery conditions. For more information, see ANSI standard A137.1 section 6.2.2.1.10, available at www.tileusa.com.

Special care should be taken when grouting with dark pigmented colors. A grout release is recommended to prevent finely powdered pigments from lodging in the pores of the surface. Use of a latex modified thin-set is recommended for installation.



DESIGNED TO HELP EARN LEED™ CREDITS. For more detailed information, visit daltilegreenworks.com.

7834 C.F. Hawn Freeway,
Dallas, Texas 75217 | 1.800.933.TILE

To view the complete collection of Daltile® products and information, visit our website at daltile.com.



©2018 Daltile (4/18)