



DECORATIVE

SOIREE™

GLASS MOSAICS

 **daltile®**
IMAGINE WHAT'S POSSIBLE™



Cover and above photos feature Soiree™ Nevis 5/8 x random mosaic on the backsplash.

Create a Space that is the Life of the Party

USAGE

Floors

Walls

Countertops



W




Add a touch of soft festive color to your room without overpowering the space with Soiree. This collection of stunning multi-colored glass mosaics with a mother of pearl effect. Soiree, offered in two sizes and six blends, is the ideal color addition to any room and will become the striking star of the room.


- APPEALING COLOR
 - Stunning multi-colored glass mosaics with a mother of pearl effect
 - Soft toned palette that adds color to your room without overpowering the space
- VERSATILE STYLE
 - Offered in six spectacular blends to coordinate with a multitude of décor styles
 - Available in 5/8 x 5/8 or a linear random blend

Professional
TILE SOLUTIONS


1 x 1 MOSAIC




ARUBA F152




ST. KITTS F151




NEVIS F153



ANTIGUA F155



BARBADOS F156




PANAMA F154

5/8 x RANDOM MOSAIC



ARUBA F152



ST. KITTS F151



NEVIS F153



ANTIGUA F155



BARBADOS F156





PANAMA F154

SOIREE™

GLASS MOSAICS

SIZES

			Thickness	Sq. Ft./ Carton	Pieces/ Carton
	1 x 1 Mosaic (Mesh-mounted on 12" x 12" Sheet)	(11-5/8" x 11-5/8" Sheet) (29.20 cm x 29.20 cm Sheet)	5/16"	9.60	10
	5/8 x Random Mosaic (Mesh-mounted)	(11-7/8" x 12-3/4" Sheet) (30.20 cm x 32.40 cm Sheet)	5/16"	9.60	10

APPLICATIONS

	Target DCOF wet	Suitable
Dry & Level – Interior Floor	N/A	
Wet & Level – Interior Floor	≥ 0.42	
Shower Floors (Residential or Light Commercial)	≥ 0.42	
Exterior Floor Applications (including pool decking & other wet areas with minimal footwear)	≥ 0.60	
Ramps & Inclines	≥ 0.65	
Walls/Backsplashes	N/A	✓
Countertops	N/A	
Pool Linings	N/A	


A DCOF value of ≥ 0.42 is the standard for tiles specified for level interior spaces expected to be walked upon when wet, as stated in ANSI A137.1-2012, Section 9.6. For more information about DCOF and the DCOF AcuTest™, visit daltille.com/DCOF.

APPLICATION NOTES:

For interior use only.

Suitable for use in wet areas such as shower walls.

INSTALLATION

Grout Joint Recommendation	Shade Variation
1/8" Approximately	 High (V3)

PERFORMANCE CHARACTERISTICS

	ASTM#	Result
Water Absorption	C373	< 0.5%
Breaking Strength	C648	> 100 lbs
Scratch Hardness	MOHS	4.0
Chemical Resistance	C650	Resistant
Abrasion Resistance	C1027	N/A

For additional information on test results, visit us at: daltille.com/information/TestResults.

NOTES

For additional information refer to "Factors to Consider" at: daltille.com/Factors.

Since there are variations in all glass products, tile and trim supplied for your particular installation may not match samples. Final confirmation should be made from actual tiles and trim prior to installation. Manufactured in accordance with ANSI A137.2 standards.

Use of a white latex modified thin-set is recommended for installation.



DESIGNED TO HELP EARN LEED™ CREDITS. For more detailed information, visit daltillegreenworks.com.

7834 C.F. Hawn Freeway,
Dallas, Texas 75217 | 1.800.933.TILE

To view the complete collection of Daltille® products and information, visit our website at daltille.com.



IMAGINE WHAT'S POSSIBLE™

©2017 Daltille (7/17)