



FLOOR

# SADDLE BROOK XT™

GLAZED PORCELAIN with STEPWISE™ TECHNOLOGY

 **daltile**®  
IMAGINE WHAT'S POSSIBLE™





Cover and above photos feature Saddle Brook XT™ Oak Trail XT 6 x 36 on the floor.

## The Greater Outdoors

Make the outdoors even more beautiful by extending the hardwood look of Saddle Brook™ to exterior spaces with Saddle Brook XT™. Designed to defeat exterior challenges, Saddle Brook XT features Daltile's innovative StepWise™ technology. This patent-pending process combines superior slip-resistance with optimum cleanability, giving commercial applications and outdoor floors the warmth and look of natural wood without the worry of moisture damage. Available in four rich colors, this versatile tile makes every outdoor space a breath of fresh air.

- **HARDWOOD MADE EASY**
  - Achieve the look of authentic hardwood in exterior spaces without the maintenance
  - Features Daltile's patent-pending StepWise technology for superior slip-resistance
  - Available in four natural wood colors to complement both modern and traditional décor



**PRE-CONSUMER RECYCLED MATERIALS**



**MADE IN THE U.S.A.**



**STEPWISE™**

All or select items within this series meet the requirements for these qualifications. For more information visit [daltile.com](http://daltile.com).

### USAGE

Floors

Walls

Countertops

F

W

C

**CERTIFIED PORCELAIN TILE**  
0.5% or less water absorption



# SADDLE BROOK XT™

GLAZED PORCELAIN with STEPWISE™ TECHNOLOGY

## FLOOR TILE\*



OAK TRAIL XT SD83



FARMHOUSE XT SD84



WALNUT CREEK XT SD85




GRAVEL ROAD XT SD86

\* Also available in Saddle Brook SD13-16 for interior floor applications.

# SADDLE BROOK XT™

GLAZED PORCELAIN with STEPWISE™ TECHNOLOGY

## SIZES

			Thickness	Sq. Ft./ Carton	Pieces/ Carton
	6 x 36 Floor Tile	(5-7/8" x 35-7/16") (15.00 cm x 90.00 cm)	5/16"	13.05	9

## APPLICATIONS

	Target DCOF wet	Suitable
Dry & Level – Interior Floor	N/A	✓
Wet & Level – Interior Floor	≥ 0.42	✓
Shower Floors (Residential or Light Commercial)	≥ 0.42	
Exterior Floor Applications (including pool decking & other wet areas with minimal footwear)	≥ 0.60	✓
Ramps & Inclines	≥ 0.65	
Walls/Backsplashes	N/A	✓
Countertops	N/A	✓
Pool Linings	N/A	

A DCOF value of ≥ 0.42 is the standard for tiles specified for level interior spaces expected to be walked upon when wet, as stated in ANSI A137.1-2012, Section 9.6. For more information about DCOF and the DCOF AcuTest™, visit [daltile.com/DCOF](http://daltile.com/DCOF).

### APPLICATION NOTES:


Suitable for exterior applications in freezing and non-freezing climates, when proper installation methods are followed.



## STEPWISE™

Patent-pending StepWise™ is a revolutionary technology that provides superior slip resistance to surfaces. Tile with StepWise™ can be safely used in a wide array of commercial applications and remains suitable for residential applications.


## TRIM

Type	Number	Size	Pieces/ Carton
 Bullnose	S-43H9	3 x 18	16

Floor bullnose trim is intended to coordinate with floor tile in the standard 90-degree installation position.

Bullnose stocked in Saddle Brook™ colors SD13- SD16. Colors SD13-SD16 coordinate with Saddle Brook XT™ colors SD83-SD86. Saddle Brook XT bullnose colors SD83-SD86 available by special order with extended lead time. Please specify Saddle Brook or Saddle Brook XT color designation when ordering bullnose trim tile.

## INSTALLATION

Grout Joint Recommendation	Shade Variation
3/16" (Overlap should not exceed 33% when installing tile with a length 15" or greater in a staggered brick-joint pattern.)	 High (V3)

## PERFORMANCE CHARACTERISTICS

	ASTM#	Result
Water Absorption	C373	< 0.5%
Breaking Strength	C648	> 275 lbs.
Scratch Hardness	MOHS	8.0
Chemical Resistance	C650	Resistant
Abrasion Resistance	C1027	3-4

For additional information on test results, visit us at: [daltile.com/information/TestResults](http://daltile.com/information/TestResults).

## NOTES

Since there are variations in all fired ceramic and natural products, tile and trim supplied for your particular installation may not match samples. Final confirmation should be made from actual tiles and trim prior to installation. Manufactured in accordance with ANSI A137.1 standards.

Water, oil, grease, improper drainage and certain footwear can create slippery conditions. Floor applications expected to be exposed to these conditions require extra caution in product selection.

For additional information refer to "Factors to Consider" at: [daltile.com/Factors](http://daltile.com/Factors).

Special consideration needs to be given when installing tiles greater than 15 inches. Please refer to [daltile.com/LargeTiles](http://daltile.com/LargeTiles) for more information.

Use of a latex modified thin-set is recommended for installation. For more information.



DESIGNED TO HELP EARN LEED™ CREDITS. For more detailed information, visit [daltilegreenworks.com](http://daltilegreenworks.com).

7834 C. F. Hawn Freeway,  
Dallas, Texas 75217 | 1.800.933.TILE

To view the complete collection of Daltile® products and information, visit our website at [daltile.com](http://daltile.com).



IMAGINE WHAT'S POSSIBLE™

©2017 Daltile (4/17)