



FLOOR

RIVER MARBLE™
COLORBODY™ PORCELAIN

 **daltile®**
IMAGINE WHAT'S POSSIBLE™



Above and cover photos feature Sandy Flats 12 x 24 field tile on the floor.

Be Inspired by the Fluid Movement of River Marble™

Create a lasting impression with the flowing visual impact offered by River Marble. Its intricate veining and organic color palette resemble rich, luxurious marble, but offer the practicality of a porcelain tile. It's available in large-format tiles with your choice of unpolished or polished finish, which offers you the flexibility to design an elegant space that's perfect for both classic and contemporary styles.


- **BEAUTIFUL DESIGN**
 - Captivating marble look with intricate details that project a strong, traditional visual
 - Available in five nature-inspired colors and four plank and rectangular sizes
 - Unpolished and polished surfaces inspire a variety of design opportunities
- **PERFECT FOR ANY SPACE**
 - Creates a unique look in any space—from large open areas to luxurious bathrooms and entryways
 - Affordable, high-end stone look

 **PRE CONSUMER RECYCLED MATERIALS**


 **TRU-EDGE**

 **CERTIFIED PORCELAIN TILE**
0.5% or less water absorption

FIELD TILE




RIVER RAPIDS RM90




SANDY FLATS RM91



SILVER SPRINGS RM92



MUDDY BANKS RM93



SMOKY RIVER RM94

RIVER MARBLE™

COLORBODY™ PORCELAIN

SIZES

			Thickness	Sq. Ft. per Carton	Pieces Per Carton
	12 x 36 Field Tile	(11-5/8" x 35-3/16") (29.56 cm x 89.32 cm)	7/16"	11.40	4
	8 x 36 Field Tile	(7-5/8" x 35-3/16") (19.60 cm x 89.32 cm)	7/16"	11.40	6
	12 x 24 Field Tile	(11-5/8" x 23-3/8") (29.56 cm x 59.44 cm)	3/8"	15.28	8
	6 x 24 Field Tile	(5-5/8" x 23-3/8") (14.62 cm x 59.44 cm)	3/8"	10.67	11

All sizes available in both unpolished and polished surfaces.

FLOOR APPLICATIONS

	Target DCOF wet	Suitable
Dry & Level – Interior	N/A	✓
Wet & Level – Interior	≥ 0.42	✓*
Exterior Applications, Pool Decking & Other Wet Areas with Minimal Footwear	≥ 0.60	
Ramps & Inclines	≥ 0.65	

A DCOF value of ≥ 0.42 is the standard for tiles specified for level interior spaces expected to be walked upon when wet, as stated in ANSI A1371-2012, Section 9.6. For more information about DCOF and the DCOF AcuTest™, visit daltile.com/DCOF.

OTHER APPLICATIONS

	Suitable
Walls/Backsplashes	✓
Countertops	✓
Pool Linings	




APPLICATION NOTES:

* Unpolished surface only

Polished surface is suitable only for dry and level floor applications.

Suitable for exterior applications in freezing and non-freezing climates when proper installation methods are followed.


TRIM

	Type	Number	Size	Pieces Per Carton
	Bullnose (Polished & Unpolished)	S-43C9	3 x 12	30
	Cove Base	P-36C9T	6 x 12	22
	Cove Base Outcorner	PC-36C9T	1 x 6	15

Bullnose, cove base and cove base corner trim are intended to coordinate with floor field tile in the standard 90-degree installation position.

Cove base and cove base outcorner trim are clay body ceramic suitable for non-freezing climates only.

INSTALLATION

Grout Joint Recommendation	Shade Variation
1/8" (3/16" when installed in a staggered brick-joint pattern; overlap should not exceed 33%)	 Random (V4)

TEST RESULTS

	ASTM#	Result
Water Absorption	C373	< 0.5%
Breaking Strength	C648	> 400 lbs.
Scratch Hardness	MOHS	8.0 (Unpolished) 5.0 (Polished)
Chemical Resistance	C650	Resistant

NOTES

Special consideration needs to be given when installing tiles greater than 15 inches. Please refer to daltile.com/LargeTiles for more information.

Strong random shading enhances the natural beauty of this product. To achieve optimal results, tile should be selected from multiple cartons and shading arrangement planned prior to installation.

Special care should be taken when grouting with dark pigmented colors. A grout release is recommended to prevent finely powdered pigments from lodging in the pores of the surface. Use of a latex modified thin-set is recommended for installation.

Since there are variations in all fired products, tile and trim supplied for your particular installation may not match these samples. Final color selection should be made from actual tiles and trim and not from tile samples or color reproductions. Manufactured in accordance with ANSI A1371 standards.

Water, oil, grease, etc. create slippery conditions. Floor applications with exposure to these conditions require extra caution in product selection. Not for use on ramps.

For additional information refer to "Factors to Consider" at daltile.com/Factors.



DESIGNED TO HELP EARN LEED™ CREDITS. For more detailed information, visit daltilegreenworks.com.



SCAN QR CODE FOR PRODUCT INFORMATION

Get a QR Code reader at: GET.DAL TILE.COM



7834 C. F. Hawn Freeway, Dallas, Texas 75217 | 1.800.933.TILE

To view the complete collection of Daltile® products and information, visit our website at daltile.com.



IMAGINE WHAT'S POSSIBLE™

©2016 Dal-Tile Corporation (6/16)