



FLOOR

# PORTFOLIO™

COLORBODY™ PORCELAIN FLOOR & GLAZED CERAMIC MOSAIC  
with REVEAL IMAGING®

 **daltile**®  
IMAGINE WHAT'S POSSIBLE™



Cover photo features Dove Grey 12 x 24 on the floor.  
Above photo features Iron Grey 12 x 24 on the floor.

## New Movement to Minimalism

As popular as the contemporary tone-on-tone look of cement may be, it's even more appealing with the added depth and richness of the Portfolio™ series. An impressive palette of neutral hues creates calm monochromatic effects. The colors and sizes easily combine for customized results. Manufactured in the USA and offered in 24 x 24, 12 x 24, and 6 x 24 – Portfolio is an incredibly resourceful choice that's bound to be a favorite in any commercial space.

- MODULAR MINIMALISM

- Tone-on-tone concrete look supports any style, giving designers added flexibility to create lasting looks
- Broad color offering of 11 different options across a warm and cool palette
- Three popular sizes, including a 6 x 24 rectangle, allow for a modular approach to floor and wall designs
- Coordinating 2 x 2 mosaics and linear decorative mosaics

- TECHNICAL SUPPORT

- ColorBody™ tile with rectified edges for near seamless designs
- A modern European look and feel manufactured in the USA



**POST-CONSUMER  
RECYCLED MATERIALS**



**PRE-CONSUMER  
RECYCLED MATERIALS**



**MADE IN THE U.S.A.**



**REVEAL IMAGING®**



**TRU-EDGE™**

All or select items within this series meet the requirements for these qualifications. For more information visit [daltile.com](http://daltile.com).

### USAGE

Floors

Walls

Countertops

F

W

C

CERTIFIED  
**RCELAIN**  
TILE  
0.5% or less water absorption

FLOOR TILE



ICE PF01



WHITE PF02



DOVE GREY PF04



ASH GREY PF05



CREAM PF07



NOCE PF11



CHOCOLATE PF08




FANGO PF03



COTTO PF10



IRON GREY PF06



CHARCOAL PF09

# PORTFOLIO™

COLORBODY™ PORCELAIN FLOOR & GLAZED CERAMIC MOSAIC with REVEAL IMAGING®

## 2 x 2 GLAZED CERAMIC MOSAIC




ICE PF01



WHITE PF02




DOVE GREY PF04



ASH GREY PF05



CREAM PF07



NOCE PF11




CHOCOLATE PF08



FANGO PF03



COTTO PF10



IRON GREY PF06



CHARCOAL PF09

## RANDOM LINEAR PORCELAIN MOSAIC



EARTH BLEND PF14  
(40% PF11 Noce, 40% PF07 Cream,  
20% PF03 Fango)



SKYLINE BLEND PF12  
(33% PF02 White, 33% PF05 Ash Grey,  
33% PF09 Charcoal)








SEASON BLEND PF13  
(40% PF11 Noce, 40% PF09 Charcoal,  
20% PF08 Chocolate)

# PORTFOLIO™

COLORBODY™ PORCELAIN FLOOR & GLAZED CERAMIC MOSAIC with REVEAL IMAGING®

## SIZES

			Thickness	Sq. Ft. per Carton	Pieces per Carton
	24 x 24 Floor Tile	(23-3/8" x 23-3/8") (59.44 cm x 59.44 cm)	3/8"	15.20	4
	12 x 24 Floor Tile	(11-5/8" x 23-3/8") (29.56 cm x 59.44 cm)	3/8"	15.12	8
	6 x 24 Floor Tile	(5-3/4" x 23-3/8") (14.63 cm x 59.44 cm)	3/8"	10.23	11
	Random Linear Mosaic* (Mesh-mounted)	(12" x 27" Sheet) (30.48 cm x 68.58 cm Sheet)	3/8"	7.60	4
	2 x 2 Mosaic (Dot-mounted)	(12" x 24" Sheet) (30.48 cm x 60.96 cm Sheet)	1/4"	24.00	12

\*Available in three unique color blends only; visit [daltile.com/Portfolio](http://daltile.com/Portfolio) for more information.

## APPLICATIONS

	Target DCOF wet	Suitable
Dry & Level – Interior Floor	N/A	✓
Wet & Level – Interior Floor	≥ 0.42	✓
Shower Floors (Residential or Light Commercial)	≥ 0.42	✓*
Exterior Floor Applications, including Pool Decking & Other Wet Areas with Minimal Footwear	≥ 0.60	
Ramps & Inclines	≥ 0.65	
Walls/Backsplashes	N/A	✓
Countertops	N/A	✓
Pool Linings	N/A	✓*

A DCOF value of ≥ 0.42 is the standard for tiles specified for level interior spaces expected to be walked upon when wet, as stated in ANSI A137.1-2012, Section 9.6. For more information about DCOF and the DCOF AcuTest™, visit [daltile.com/DCOF](http://daltile.com/DCOF).




### APPLICATION NOTES:

Suitable for exterior applications in freezing and non-freezing climates, when proper installation methods are followed.

2 x 2 mosaic suitable for exterior applications in non-freezing climates, when proper installation methods are followed.

\* 2 x 2 mosaic tile only


## TRIM

	Type	Number	Size	Pieces per Carton
	Bullnose	P-43C9	3 x 12	30
	Cove Base	P-36C9TB	6 x 12	22
	Cove Base Outcorner	PC-36C9TB	1 x 6	15

Cove base trim is intended to coordinate with floor tile in the standard 90-degree installation position.

Cove base and cove corner trim are suitable for non-freezing climates only.

## INSTALLATION

Grout Joint Recommendation	Shade Variation
<b>Floor:</b> 1/8" (3/16" when multiple sizes are installed in a modular pattern, and/or when installing tile with a length 15" or greater in a staggered brick-joint pattern; overlap should not exceed 33%). <b>Mosaic:</b> 1/8"	 Medium (V2)

## PERFORMANCE CHARACTERISTICS

	ASTM#	Floor & Linear Mosaic Result	2 x 2 Mosaic Result
Water Absorption	C373	< 0.5%	< 3.0%
Breaking Strength	C648	> 275 lbs	> 250 lbs
Scratch Hardness	MOHS	8.0	8.0
Chemical Resistance	C650	Resistant	Resistant
Abrasion Resistance	C1027	N/A	4

For additional information on test results, visit us at: [daltile.com/information/TestResults](http://daltile.com/information/TestResults).

## NOTES

Since there are variations in all fired ceramic and natural products, tile and trim supplied for your particular installation may not match samples. Final confirmation should be made from actual tiles and trim prior to installation. Manufactured in accordance with ANSI A137.1 standards.

Not for use on ramps. Water, oil, grease, improper drainage and certain footwear can create slippery conditions. Floor applications expected to be exposed to these conditions require extra caution in product selection.

For additional information refer to "Factors to Consider" at: [daltile.com/Factors](http://daltile.com/Factors).

Special consideration needs to be given when installing tiles greater than 15 inches. Please refer to [daltile.com/LargeTiles](http://daltile.com/LargeTiles) for more information.

Special care should be taken when grouting with dark pigmented colors. A grout release is recommended to prevent finely powdered pigments from lodging in the pores of the surface. Use of a latex modified thin-set is recommended for installation.



DESIGNED TO HELP EARN LEED™ CREDITS. For more detailed information, visit [daltilegreenworks.com](http://daltilegreenworks.com).

7834 C. F. Hawn Freeway,  
Dallas, Texas 75217 | 1.800.933.TILE

To view the complete collection of Daltile® products and information, visit our website at [daltile.com](http://daltile.com).



IMAGINE WHAT'S POSSIBLE™

©2018 Daltile (8/18)