



FLOOR | WALL

PARKWAY™

GLAZED CERAMIC with REVEAL IMAGING®

 **daltile®**
IMAGINE WHAT'S POSSIBLE™



Cover photo features Parkway™ Cray 12 x 24 in a grid pattern on the floor.
 Above photo features Parkway™ Beige 12 x 24 in a grid pattern on the floor.

The Sleek Look of Concrete

Bring the trendy, modern-day look of stained concrete into your space. Perfect for the coffee house downtown, your home, loft or beyond, the look of stained concrete and cement creates a sleek and cozy feel in any space. This series is easily customizable with both floor and wall sizes, and a contemporary color palette. Simple to maintain and very durable, Parkway™ gives your space a modern feel.

- MODERN VERSATILE DESIGN
 - Fresh design mimics the look of concrete and cement
 - Choose from a color palette that seamlessly blends with any space
- UNIQUE OPTIONS
 - Featuring larger sizes to create the most stylish look
 - Complementary floor and wall tile to finish any space



POST-CONSUMER RECYCLED MATERIALS



PRE-CONSUMER RECYCLED MATERIALS



MADE IN THE U.S.A.



REVEAL IMAGING®

All or select items within this series meet the requirements for these qualifications. For more information visit daltile.com.

USAGE

Floors Walls Countertops

F W C

FLOOR TILE



CREAM PK95



BEIGE PK96



BROWN PK97



GRAY PK98

WALL TILE



CREAM PK95



BEIGE PK96



BROWN PK97



GRAY PK98

PARKWAY™

GLAZED CERAMIC with REVEAL IMAGING®

SIZES

			Thickness	Sq. Ft./ Carton	Pieces/ Carton
	18 x 18 Floor Tile* (17-1/2" x 17-1/2") (44.45 cm x 44.45 cm)		5/16"	17.04	8
	12 x 12 Floor Tile* (11-13/16" x 11-13/16") (30.00 cm x 30.00 cm)		5/16"	14.55	15
	12 x 24 Floor Tile (11-9/16" x 23-3/8") (29.40 cm x 59.30 cm)		3/8"	15.04	8
	9 x 12 Wall Tile (9" x 12") (22.91 cm x 30.54 cm)		5/16"	11.25	15
	6 x 6 Wall Tile (6" x 6") (15.20 cm x 15.20 cm)		5/16"	12.50	50

* This product is manufactured regionally. Slight variances in size and shading may occur between regions. Please contact your sales representative to verify carton square footage. As with all tile projects, be sure to purchase sufficient quantities with your initial order.

APPLICATIONS

	Target DCOF wet	Suitable
Dry & Level – Interior Floor	N/A	✓†
Wet & Level – Interior Floor	≥ 0.42	✓†
Shower Floors (Residential or Light Commercial)	≥ 0.42	
Exterior Floor Applications (including pool decking & other wet areas with minimal footwear)	≥ 0.60	
Ramps & Inclines	≥ 0.65	
Walls/Backsplashes	N/A	✓
Countertops	N/A	✓*
Pool Linings	N/A	✓**

A DCOF value of ≥ 0.42 is the standard for tiles specified for level interior spaces expected to be walked upon when wet, as stated in ANSI A137.1-2012, Section 9.6. For more information about DCOF and the DCOF AcuTest™, visit daltile.com/DCOF.

APPLICATION NOTES:








Suitable for exterior applications in non-freezing climates, when proper installation methods are followed.

† Wall tile not suitable for this application.

* 9 x 12 wall tile not suitable for countertops.

** 6 x 6 wall tile only

TRIM

	Type	Number	Size	Pieces/ Carton
	Floor Bullnose	S-43C9	3 x 12	20
	Wall Bullnose	S-4669	6 x 6	50
	Wall Bullnose Corner	SCRL-4669	6 x 6	50
	Wall Bullnose (9" side)	S-4309	3 x 9	54
	Wall Bullnose Corner	SN-4309	3 x 3	32
	Quarter Round	A106	1 x 6	152
	Quarter Round Corner	UC106	1 x 1	40

INSTALLATION

Grout Joint Recommendation

Floor: 3/16" (Overlap should not exceed 33% when installing tile with a length 15" or greater in a staggered brick-joint pattern.)



Wall: 1/16"

PERFORMANCE CHARACTERISTICS

	ASTM#	Floor Result	Wall Result
Water Absorption	C373	< 7.0%	< 20.0%
Breaking Strength	C648	> 250 lbs	120-230 lbs
Scratch Hardness	MOHS	7.0	4.0-6.0
Chemical Resistance	C650	Resistant	Resistant
Abrasion Resistance	C1027	3	N/A

For additional information on test results, visit us at: daltile.com/information/TestResults.

NOTES

Since there are variations in all fired ceramic and natural products, tile and trim supplied for your particular installation may not match samples. Final confirmation should be made from actual tiles and trim prior to installation. Manufactured in accordance with ANSI A137.1 standards.

Not for use on ramps. Water, oil, grease, improper drainage and certain footwear can create slippery conditions. Floor applications expected to be exposed to these conditions require extra caution in product selection.

For additional information refer to "Factors to Consider" at: daltile.com/Factors.

Special consideration needs to be given when installing tiles greater than 15 inches. Please refer to daltile.com/LargeTiles for more information.



DESIGNED TO HELP EARN LEED™ CREDITS. For more detailed information, visit daltilegreenworks.com.

7834 C.F. Hawn Freeway,
Dallas, Texas 75217 | 1.800.933.TILE

To view the complete collection of Daltile® products and information, visit our website at daltile.com.



IMAGINE WHAT'S POSSIBLE™

©2018 Daltile (4/18)