



WALL

MODERN DIMENSIONS™
GLAZED CERAMIC

 **daltile®**
IMAGINE WHAT'S POSSIBLE™



Cover photo featured in the NEXAdventure Home. Photo features Modern Dimensions™ Wave Arctic White 4 x 12 on the backsplash. Above photo featured in THE NEW AMERICAN HOME. Photo features Matte Artisan Brown 4-1/4 x 12-3/4 on the backsplash.

Contemporary Style with Linear Amplitude

Modern Dimensions™ glazed wall tile combines modern flare with sophisticated style. With a trendy color palette, numerous linear sizes and accent, this line offers designers and homeowners unlimited design options. Suitable for both residential and commercial wall uses, Modern Dimensions is ideal for projects needing a bold backsplash or a sleek contemporary wall design. This line offers the ultimate in style and selection.

- IN MODERN STYLE
 - Offered in numerous contemporary linear sizes and available wave structure
 - Trendy color palette allows for modern residential and commercial wall designs
- CONTEMPORARY COORDINATION
 - Coordinating mosaics and accent
 - Coordinates with SemiGloss™, Matte™ and Rittenhouse Square™ collections



POST-CONSUMER RECYCLED MATERIALS



PRE-CONSUMER RECYCLED MATERIALS

All or select items within this series meet the requirements for these qualifications. For more information visit daltile.com.

USAGE

Floors

Walls

Countertops




W

C

MODERN DIMENSIONS™

GLAZED CERAMIC

SEMI-GLOSS



ARCTIC WHITE
0190 (1)



BISCUIT
K175 (1)




URBAN PUTTY
0161 (1) †



DESERT GRAY
X114 (1) †




ELEMENTAL TAN
0166 (1) †



ARCHITECTURAL GRAY
0109 (2) †

MATTE




MATTE ARCTIC
WHITE 0790 (1)



MATTE BISCUIT
K775 (1)




MATTE URBAN
PUTTY 0761 (1) †



MATTE DESERT
GRAY X714 (1) †




MATTE ELEMENTAL
TAN 0766 (1) †



MATTE ARCHITECTURAL
GRAY 0709 (2) †

MADE-TO-ORDER COLORS




CRISP LINEN
0139 (3)



CORN SILK
0160 (3)



LUMINARY GOLD
0142 (3)



GOLD COAST
0191 (3)



SPA
0148 (3)



ICE GRAY
K176 (3)



WATERFALL
0169 (3)



UPTOWN TAUPE
0132 (3)



AQUA GLOW
0197 (3)



GARDEN SPOT
0141 (3)



SUEDE GREY
0182 (3)



GALAXY
1469 (3)




ARTISAN BROWN
0144 (2) ■



MATTE ARTISAN
BROWN 0744 (2) ■



BLACK
K111 (2) ■



MATTE BLACK
K711 (2) ■

WAVE WALL TILE



ARTIC WHITE 0190
4-1/4 X 12-3/4 (AVAILABLE IN ALL COLORS)

† ALL TRIM AND 4-1/4 X 12-3/4 WAVE WALL TILE ARE MADE-TO-ORDER. MADE-TO-ORDER COLORS REQUIRE 6-8 WEEKS DELIVERY FROM DATE OF ORDER.

■ COLOR AVAILABLE IN 2 X 4 STRAIGHT-JOINT MOSAIC VIA MADE-TO-ORDER. MADE-TO-ORDER COLORS REQUIRE 6-8 WEEKS DELIVERY FROM DATE OF ORDER.

(1), (2) AND (3) INDICATE PRICE GROUPS, (1) BEING THE LEAST EXPENSIVE. 2 X 4 MOSAICS ARE NOT AVAILABLE IN GROUP 3 COLORS.

MODERN DIMENSIONS™

GLAZED CERAMIC

SIZES

			Thickness	Sq. Ft./ Carton	Pieces/ Carton
	4-1/4 x 12-3/4 * Wall Tile	(4-1/4" x 12-7/8") (10.88 cm x 32.71 cm)	5/16"	10.64	28
	4-1/4 x 12-3/4 Wave Wall Tile †	(4-1/4" x 12-7/8") (10.88 cm x 32.71 cm)	5/16"	10.64	28
	4-1/4 x 8-1/2 * Wall Tile	(4-1/4" x 8-9/16") (10.88 cm x 21.82 cm)	5/16"	10.63	42
	2-1/8 x 8-1/2 * Wall Tile	(2-1/8" x 8-9/16") (5.48 cm x 21.82 cm)	5/16"	10.40	80
	2 x 4 Straight-joint Mosaic (Dot- mounted on 12" x 12" Sheet)	(12" x 12" Sheet) (30.48 cm x 30.48 cm Sheet)	1/4"	10.00	10

† Available in colors O190, O790, K175 and K775. Other colors are made to order.

* For colors O109, O161, O182, O190, O709, O761, O790, K111, K175, K711, K775, X114 & X714, refer to Color Wheel Linear for price groups and availability.

APPLICATIONS

	Target DCOF wet	Suitable
Dry & Level – Interior Floor	N/A	
Wet & Level – Interior Floor	≥ 0.42	
Shower Floors (Residential or Light Commercial)	≥ 0.42	
Exterior Floor Applications (including pool decking & other wet areas with minimal footwear)	≥ 0.60	
Ramps & Inclines	≥ 0.65	
Walls/Backsplashes	N/A	✓
Countertops	N/A	✓*
Pool Linings	N/A	✓**

A DCOF value of ≥ 0.42 is the standard for tiles specified for level interior spaces expected to be walked upon when wet, as stated in ANSI A137.1-2012, Section 9.6. For more information about DCOF and the DCOF AcuTest™, visit daltile.com/DCOF.













APPLICATION NOTES:

Suitable for exterior applications in non-freezing climates, when proper installation methods are followed.

* Matte finish mosaic tile only. Darker colors may show scratches.

** Mosaic tile only

TRIM †


	Type	Number	Size	Pieces/ Carton
	Wall Bullnose Outcorner*	SCRL-4449	4-1/4 x 4-1/4	28
	Wall Bullnose* (12-3/4" side)	S-44C9	4-1/4 x 12-3/4	28
	Wall Bullnose (4-1/4" side)	S-4C49	4-1/4 x 12-3/4	28
	Wall Bullnose Corner Left or Right	SCR/L-44C9	4-1/4 x 12-3/4	28
	Wall Bullnose* (8-1/2" side)	S-4489	4-1/4 x 8-1/2	42
	Wall Bullnose (4-1/4" side)	S-4849	4-1/4 x 8-1/2	42
	Wall Bullnose Corner Left or Right	SCR/L-4489	4-1/4 x 8-1/2	42
	Wall Bullnose* (8-1/2" side)	S-4289	2-1/8 x 8-1/2	80
	Wall Bullnose* Corner	SN-4289	2-1/8 x 2-1/8	25
	Quarter Round	A-108	1 x 8-1/2	150
	Flat Top Cove*	A-34C1	4-1/4 x 12-3/4	40
	Flat Top Cove	A-3481	4-1/4 x 8-1/2	40

† Available in colors O190, O790, K175 and K775. Other colors are made to order.

NOTE: Made-to-order colors require 6-8 weeks for delivery from date of order.

* For colors O109, O161, O182, O190, O709, O761, O790, K111, K175, K711, K775, X114 & X714, refer to Color Wheel Linear for price groups and availability.

INSTALLATION

Grout Joint Recommendation	Shade Variation
4-1/4 x 8-1/2: 1/16" 4-1/4 x 12-3/4 & 2-1/8 x 8-1/2: 1/16" (when installed in a staggered brick-joint pattern; overlap should not exceed 33%)	 Low (V1)
Mosaic: 1/8"	

PERFORMANCE CHARACTERISTICS

	ASTM#	Wall Result	Mosaic Result
Water Absorption	C373	< 20.0%	< 3.0%
Breaking Strength	C648	120-230 lbs	> 250 lbs
Scratch Hardness	MOHS	4.0-6.0	4.0-6.5
Chemical Resistance	C650	Resistant	Resistant
Abrasion Resistance	C1027	N/A	N/A

For additional information on test results, visit us at: daltile.com/information/TestResults.

NOTES

Since there are variations in all fired ceramic and natural products, tile and trim supplied for your particular installation may not match samples. Final confirmation should be made from actual tiles and trim prior to installation. Manufactured in accordance with ANSI A137.1 standards.

For additional information refer to "Factors to Consider" at: daltile.com/Factors.

7834 C.F. Hawn Freeway,
Dallas, Texas 75217 | 1.800.933.TILE

To view the complete collection of
Daltile® products and information,
visit our website at daltile.com.

 **daltile**®
IMAGINE WHAT'S POSSIBLE™

©2018 Daltile (1/18)



DESIGNED TO HELP EARN LEED™
CREDITS. For more detailed information,
visit daltilegreenworks.com.