



FLOOR | WALL

METRO IMPRESSIONS™

GLAZED PORCELAIN

 **daltile**®
IMAGINE WHAT'S POSSIBLE™



Cover photo features Metro Impressions™ Downtown Grey 10 x 10 on the floor, Urban Beige 10 x 10 on the columns and Downtown Ivory Mix 10 x 10 on the wall. Above photo features Metro Impressions™ Urban Beige 10 x 10 on the floor and Urban Blue Mix 10 x 10 on the wall.

Expressive Combinations

Metro Impressions™ artistically combines the look of time worn cotto with modern gloss into an unexpectedly sophisticated collection. Both available in a 10 x 10, the rustic, aged floor tile coordinates beautifully with the sleek wall tile delivering a chic combination through EverLux™ Sync technology. Each floor color is perfectly matched to its own wall tile, but this series gives you the versatility to combine colors and textures to form truly personalized creations.

- SURPRISING VERSATILITY
 - 10 x 10 floor tile available in four rustic, cotto-like colors
 - EverLux™ Sync technology delivers a 10 x 10 wall tile in four artistic color blends, each available in three gloss to cotto-look ratios
- CREATIVE COMBINATIONS
 - Repeat a single color combination for even consistency
 - Blend multiple colors in both floor and wall tile to achieve a high-end, artistic space

 **PRE-CONSUMER RECYCLED MATERIALS**

 **REVEAL IMAGING®**

All or select items within this series meet the requirements for these qualifications. For more information visit daltile.com.

USAGE

Floors Walls Countertops

F W C

CERTIFIED
RCELAIN™
TILE
0.5% or less water absorption

Professional
TILE SOLUTIONS

GLAZED PORCELAIN FLOOR TILE



URBAN BEIGE MI30



DOWNTOWN GREY MI31



BROWNSTONE COTTO MI32



ALLEYWAY CINDER MI33

GLAZED PORCELAIN WALL TILE*



URBAN BLUE MIX MI34



DOWNTOWN IVORY MIX MI35



BROWNSTONE UMBER MIX MI36





ALLEYWAY COAL MIX MI37

*Each color is available in three designs which are pre-boxed in a random assortment. Individual designs are not sold separately.

METRO IMPRESSIONS™

GLAZED PORCELAIN

SIZES

			Thickness	Sq. Ft./ Carton	Pieces/ Carton
	10 x 10 Floor Tile	(9-13/16" x 9-13/16") (24.90 cm x 24.90 cm)	1/2"	8.04	12
	10 x 10 Wall Tile*	(9-13/16" x 9-13/16") (24.90 cm x 24.90 cm)	3/8"	10.05	15

*Each color is available in three designs which are pre-boxed in a random assortment. Individual designs are not sold separately.

APPLICATIONS

	Target DCOF wet	Suitable
Dry & Level – Interior Floor	N/A	✓†
Wet & Level – Interior Floor	≥ 0.42	✓†
Shower Floors (Residential or Light Commercial)	≥ 0.42	
Exterior Floor Applications (including pool decking & other wet areas with minimal footwear)	≥ 0.60	✓†
Ramps & Inclines	≥ 0.65	
Walls/Backsplashes	N/A	✓
Countertops	N/A	✓†
Pool Linings	N/A	


A DCOF value of ≥ 0.42 is the standard for tiles specified for level interior spaces expected to be walked upon when wet, as stated in ANSI A137.1-2012, Section 9.6. For more information about DCOF and the DCOF AcuTest™, visit daltile.com/DCOF.

APPLICATION NOTES:

Suitable for exterior applications in freezing and non-freezing climates, when proper installation methods are followed.

† Wall tile not suitable for this application.

INSTALLATION

Grout Joint Recommendation	Shade Variation
<p>Floor: 3/16" Wall: 3/16"</p>	 Random (V4)

PERFORMANCE CHARACTERISTICS

	ASTM#	Floor Result	Wall Result
Water Absorption	C373	< 0.5%	< 0.5%
Breaking Strength	C648	> 275 lbs	> 250 lbs
Scratch Hardness	MOHS	8.0	4.0-6.0
Chemical Resistance	C650	Resistant	Resistant
Abrasion Resistance	C1027	3	N/A

For additional information on test results, visit us at: daltile.com/information/TestResults.

NOTES

Since there are variations in all fired ceramic and natural products, tile and trim supplied for your particular installation may not match samples. Final confirmation should be made from actual tiles and trim prior to installation. Manufactured in accordance with ANSI A137.1 standards.

Not for use on ramps. Water, oil, grease, improper drainage and certain footwear can create slippery conditions. Floor applications expected to be exposed to these conditions require extra caution in product selection.

For additional information refer to "Factors to Consider" at: daltile.com/Factors.

Random visuals enhance the natural beauty of this product. To achieve optimal results, all tile should be selected from multiple cartons and shading and graphic arrangement planned prior to installation.

Use of a latex modified thin-set is recommended for installation. For more information, visit daltile.com.



DESIGNED TO HELP EARN LEED™ CREDITS. For more detailed information, visit daltilegreenworks.com.

7834 C.F. Hawn Freeway,
Dallas, Texas 75217 | 1.800.933.TILE

To view the complete collection of Daltile® products and information, visit our website at daltile.com.



IMAGINE WHAT'S POSSIBLE™

©2018 Daltile (7/18)