



DECORATIVE

METALLICA™

DECORATIVE WALL TILE & MOSAICS

 **daltile®**
IMAGINE WHAT'S POSSIBLE™



Cover photo featured in EXTREME MAKEOVER: HOME EDITION.
Cover photo features Brushed Stainless Steel penny round mosaic.
Above photo features Brushed Stainless Steel random mosaic with 4 x 4 wall tile.

Modern Sophistication

Polish up your space with the gleam of Brushed Stainless or Oxidized Copper metallic tile colors. Metallica™ lets you enjoy a decorative accent that gets attention. Elevate your accent wall or backsplash with one of several unique mosaics, from penny rounds to hexagons, or keep it simple with classic 4 x 4 squares.

- UNIQUE YET SUBTLE
 - Real metal-faced accent in unique mosaics or 4 x 4 squares
 - Matte finish in Brushed Stainless or Oxidized Copper for distinctive walls and backsplashes
- RESIDENTIAL OR COMMERCIAL STYLE
 - Easy to clean and polish for that brand-new shine in a modern kitchen or bathroom
 - Excellent selection for cutting-edge commercial designs with an overlay of sophistication

SPECIAL ORDER

Professional
TILE SOLUTIONS

WALL TILE



BRUSHED STAINLESS STEEL SS50



OXIDIZED COPPER SS51

MOSAIC WALL TILE (Shown in Brushed Stainless Steel SS50)




2 x 2 Mosaic



1 x 1 Mosaic



1 x 1 Hexagon Mosaic



1 x 1 & 1 x 4 Large Basketweave Mosaic



1 x 1 & 1 x 2 Small Basketweave Mosaic



1 x 1 & 1-1/2 x 1-1/2 Square Combination Mosaic



3/4 x 3/4 & 3/4 x 2-1/2 Random Mosaic



3/4 x 3/4 Penny Round Mosaic

DECORATIVE ACCENT



1 x 10 Liner Accent
(Shown in Brushed Stainless Steel)

JOLLY TRIM



BRUSHED STAINLESS STEEL SS50













OXIDIZED COPPER SS51

METALLICA™

DECORATIVE WALL TILE & MOSAICS

SIZES

			Thickness	Sq. Ft. per Carton	Pieces per Carton
	4 x 4 Wall Tile	(3-15/16" x 3-15/16") (10.00 cm x 10.00 cm)	3/8"	--	5
	2 x 2 Mosaic	(1-15/16" x 1-15/16") (5.00 cm x 5.00 cm)	3/8"	6.00	6
	1 x 1 Mosaic	(1-3/16" x 1-3/16") (3.00 cm x 3.00 cm)	3/8"	6.00	6
	1 x 1 Hexagon Mosaic	(1-13/16" x 1-13/16") (3.00 cm x 3.00 cm)	3/8"	6.00	6
	1 x 1 and 1 x 4 Large Basketweave Mosaic	(1-3/16" x 1-3/16" & 1-3/16" x 3-13/16") (3.00 cm x 3.00 cm & 3.00 cm x 9.70 cm)	3/8"	6.00	6
	1 x 1 and 1 x 2 Small Basketweave Mosaic	(7/8" x 7/8" & 7/8" x 2-3/8") (2.20 cm x 2.20 cm & 2.20 cm x 6.00 cm)	3/8"	6.00	6
	1 x 1 and 1-1/2 x 1-1/2 Square Combination Mosaic	(7/8" x 7/8" & 1-7/8" x 1-7/8") (2.30 cm x 2.30 cm & 4.80 cm x 4.80 cm)	3/8"	6.00	6
	3/4 x 3/4 and 3/4 x 2-1/2 Random Mosaic	(3/4" x 3/4" & 3/4" x 2-1/2") (2.00 cm x 2.00 cm & 2.00 cm x 6.40 cm)	3/8"	6.00	6
	3/4 x 3/4 Penny Round Mosaic	(3/4" x 3/4") (2.00 cm x 2.00 cm)	3/16"	6.00	6
	1 x 10 Liner	(1-3/16" x 9-13/16") (3.00 cm x 25.00 cm)	3/8"	--	6


APPLICATIONS

	Suitable
Floors	
Walls/Backsplashes	✓
Countertops	
Pool Linings	



APPLICATION NOTES:

Suitable for exterior applications in non-freezing climates only when proper installation methods are followed.

TRIM

	Type	Number	Size	Pieces per Carton
	12" Jolly	S-1/212J	1/2 x 11-15/16	12

INSTALLATION

Grout Joint Recommendation	Shade Variation
1/8"	 Oxidized Copper: High (V3)  Brushed Stainless Steel: Low (V1)

NOTES

Tiles can be cleaned using warm water and a cloth. To prevent spots dry with a cloth. Wipe in the direction of the polish lines. For deeper cleaning, a mild detergent or glass cleaner can be used. Do not use abrasive cleaners or abrasive sponges.

Metallica can be cut using a standard wet-saw. Tiles should be cut with the metal side up. They cannot be cut with tile cutters that are made to score and break the tiles. Once the tile is cut, the marble bisque is going to be visible from the side. Unsanded grout is recommended to avoid scratches.

Since there are variations in all natural products, tile and trim supplied for your particular installation may not match these samples. Final color selection should be made from actual tiles and trim and not from tile samples or color reproductions.

For additional information, refer to "Factors to Consider" at <http://daltile.com/factors-to-consider.cfm>.



DESIGNED TO HELP EARN LEED™ CREDITS. For more detailed information, visit daltilegreenworks.com.



SCAN QR CODE FOR PRODUCT INFORMATION

Get a QR Code reader at: GET.DAL TILE.COM



7834 C. F. Hawn Freeway, Dallas, Texas 75217 | 1.800.933.TILE

To view the complete collection of Daltile® products and information, visit our website at daltile.com.



IMAGINE WHAT'S POSSIBLE™

©2016 Dal-Tile Corporation (10/16)