



FLOOR | WALL

LINDEN POINT™

GLAZED PORCELAIN FLOOR, GLAZED CERAMIC WALL & MOSAIC
with REVEAL IMAGING®

 **daltile**®
IMAGINE WHAT'S POSSIBLE™



Cover photo features Linden Point™ Grigio 12 x 24 floor tile on the floor with Grigio 10 x 14 wall tile and 2 x 2 mosaic on the wall. Above photo features Linden Point™ Grigio 12 x 24 floor tile in a grid pattern on the floor.

Find Modern Appeal in a Soft Stone Look

The contemporary look of Linden Point™ emulates a soft linear stone with varying horizontal veining. Its soft texture finish and versatile color palette are offered in the popular 12 x 24 floor tile and 10 x 14 wall tile as well as a 2 x 2 mosaic. Enhance your space with the modern and versatile look of Linden Point.

- CONTEMPORARY VISUAL
 - Emulates the modern look of soft stone
 - Features flowing linear movement and texture

- MODERN AND VERSATILE
 - Versatile warm color palette
 - Contemporary and popular floor, wall and mosaic sizes



POST-CONSUMER RECYCLED MATERIALS



PRE-CONSUMER RECYCLED MATERIALS



REVEAL IMAGING®

All or select items within this series meet the requirements for these qualifications. For more information visit daltile.com.

USAGE

Floors Walls Countertops

F **W** **C**




0.4% or less water absorption

GLAZED PORCELAIN FLOOR TILE



BIANCO LP19



BEIGE LP20



GRIGIO LP21

GLAZED CERAMIC WALL TILE



BIANCO LP19



BEIGE LP20



GRIGIO LP21

2 x 2 GLAZED CERAMIC MOSAIC



BIANCO LP19



BEIGE LP20






GRIGIO LP21

LINDEN POINT™

GLAZED PORCELAIN FLOOR, GLAZED CERAMIC WALL & MOSAIC with REVEAL IMAGING®

SIZES

			Thickness	Sq. Ft./ Carton	Pieces/ Carton
	12 x 24 Floor Tile*	(11-13/16" x 23-13/16") (30.00 cm x 60.48 cm)	3/8"	11.58	8
	10 x 14 Wall Tile	(9-13/16" x 13-15/16") (24.99 cm x 35.40 cm)	5/16"	14.25	15
	2 x 2 Mosaic (Dot-mounted on 12" x 24" Sheet)	(12" x 24" Sheet) (30.48 cm x 60.96 cm Sheet)	1/4"	24.00	12

* This product is manufactured regionally. Slight variances in size and shading may occur between regions. Please contact your sales representative to verify carton square footage. As with all tile projects, be sure to purchase sufficient quantities with your initial order.

APPLICATIONS

	Target DCOF wet	Suitable
Dry & Level – Interior Floor	N/A	✓†
Wet & Level – Interior Floor	≥ 0.42	✓†
Shower Floors (Residential or Light Commercial)	≥ 0.42	✓*
Exterior Floor Applications (including pool decking & other wet areas with minimal footwear)	≥ 0.60	
Ramps & Inclines	≥ 0.65	
Walls/Backsplashes	N/A	✓
Countertops	N/A	✓†
Pool Linings	N/A	✓*

A DCOF value of ≥ 0.42 is the standard for tiles specified for level interior spaces expected to be walked upon when wet, as stated in ANSI A1371-2012, Section 9.6. For more information about DCOF and the DCOF AcuTest™, visit daltile.com/DCOF.

APPLICATION NOTES:






Floor tile suitable for exterior applications in freezing and non-freezing climates, when proper installation methods are followed.

Wall and mosaic tile suitable for exterior applications in non-freezing climates, when proper installation methods are followed.


† Wall tile not suitable for this application.

* Mosaic tile only

TRIM

	Type	Number	Size	Pieces/ Carton
	Bullnose	P-43C9	3 x 12	30
	Wall Bullnose	S-4310	3 x 10	54
	Wall Bullnose Corner	SN-4310	3 x 3	32
	Quarter Round	A-106	1 x 6	152
	Quarter Round Corner	UC-106	1 x 1	40

INSTALLATION

Grout Joint Recommendation	Shade Variation
<p>Floor: 3/16" (Overlap should not exceed 33% when installing tile with a length 15" or greater in a staggered brick-joint pattern.)</p> <p>Wall: 1/16"</p> <p>Mosaic: 1/8"</p>	 High (V3)

PERFORMANCE CHARACTERISTICS

	ASTM#	Floor Result	Wall Result	Mosaic Result
Water Absorption	C373	< 0.5%	< 20.0%	< 3.0%
Breaking Strength	C648	> 275 lbs	120-230 lbs	> 250 lbs
Scratch Hardness	MOHS	7.0	4.0-6.0	7.0
Chemical Resistance	C650	Resistant	Resistant	Resistant
Abrasion Resistance	C1027	4	N/A	3

For additional information on test results, visit us at: daltile.com/information/TestResults.

NOTES

Since there are variations in all fired ceramic and natural products, tile and trim supplied for your particular installation may not match samples. Final confirmation should be made from actual tiles and trim prior to installation. Manufactured in accordance with ANSI A1371 standards.

Not for use on ramps. Water, oil, grease, improper drainage and certain footwear can create slippery conditions. Floor applications expected to be exposed to these conditions require extra caution in product selection.

For additional information refer to "Factors to Consider" at: daltile.com/Factors.

Special consideration needs to be given when installing tiles greater than 15 inches.

Please refer to daltile.com/LargeTiles for more information.

Use of a latex modified thin-set is recommended for installation. For more information, visit daltile.com.



DESIGNED TO HELP EARN LEED™ CREDITS. For more detailed information, visit daltilegreenworks.com.

7834 C.F. Hawn Freeway,
Dallas, Texas 75217 | 1.800.933.TILE

To view the complete collection of Daltile® products and information, visit our website at daltile.com.



IMAGINE WHAT'S POSSIBLE™

©2017 Daltile (12/17.1)