



FLOOR | WALL

## ESTA VILLA™

GLAZED PORCELAIN FLOOR & GLAZED CERAMIC WALL  
& MOSAIC with REVEAL IMAGING®

 **daltile**®  
IMAGINE WHAT'S POSSIBLE™



Cover photo features Terrace Beige 12 x 12 floor tile.  
Above photo features Garden White 12 x 12 floor tile.

## Everyday Style in a Durable Tile

Inspired by nature, Esta Villa™ offers the look of stone in a durable tile. Its realistic detail mirrors the natural tones and depths of Rapolano Italian stone. Adding to the authentic visual, Esta Villa's color tones create a sense of movement within each unique piece of tile.

- **STYLIZED STONE VISUALS**
  - Features a beautiful stone visual inspired by the look of Italian stone
  - State-of-the-art technology produces realistic stone visuals with movement and variation from piece to piece
- **NATURAL DESIGN OPTIONS**
  - Three natural stone color options with wide graphic variation
  - Coordinating floor and wall tile, along with a brick-joint mosaic, offer flexible design options



**POST-CONSUMER  
RECYCLED MATERIALS**



**PRE-CONSUMER  
RECYCLED MATERIALS**



**MADE IN THE U.S.A.**



**REVEAL IMAGING®**

All or select items within this series are made in the USA. For more information, visit [daltile.com/EstaVilla](http://daltile.com/EstaVilla).

**CERTIFIED  
PORCELAIN  
TILE**  
© 8% or less water absorption


GLAZED PORCELAIN FIELD TILE



GARDEN WHITE EV97



TERRACE BEIGE EV98



COTTAGE BROWN EV99

GLAZED CERAMIC WALL TILE



GARDEN WHITE EV97



TERRACE BEIGE EV98



COTTAGE BROWN EV99

2 x 4 GLAZED CERAMIC MOSAICS



GARDEN WHITE EV97



TERRACE BEIGE EV98



COTTAGE BROWN EV99

# ESTA VILLA™

GLAZED PORCELAIN FLOOR & GLAZED CERAMIC WALL & MOSAIC with REVEAL IMAGING®

## SIZES

			Thickness	Sq. Ft. per Carton	Pieces per Carton
	18 x 18 Field Tile	(17-13/16" x 17-13/16") (45.20 cm x 45.20 cm)	5/16"	17.60	8
	12 x 24 Field Tile	(11-13/16" x 23-13/16") (30.00 cm x 60.00 cm)	3/8"	15.60	8
	12 x 12 Field Tile	(11-13/16" x 11-13/16") (30.00 cm x 30.00 cm)	5/16"	14.55	15
	10 x 14 Wall Tile	(9-13/16" x 13-15/16") (24.99 cm x 32.60 cm)	5/16"	14.58	15
	2 x 4 Brick-joint Mosaic	(12" x 12" Sheet) (30.48 cm x 30.48 cm Sheet)	1/4"	10.00	12

## FLOOR APPLICATIONS

(Excludes Wall Tile)	Target DCOF wet	Suitable
Dry & Level – Interior	N/A	✓
Wet & Level – Interior	≥ 0.42	✓*
Exterior Applications; Pool Decking & Other Wet Areas with Minimal Footwear	≥ 0.60	
Ramps & Inclines	≥ 0.65	

A DCOF value of ≥ 0.42 is the standard for tiles specified for level interior spaces expected to be walked upon when wet, as stated in ANSI A137.1-2012, Section 9.6. For more information about DCOF and the DCOF AcuTest™, visit [daltile.com/DCOF](http://daltile.com/DCOF).

## OTHER APPLICATIONS

	Suitable
Walls/Backsplashes	✓
Countertops	✓**
Pool Linings	✓***

### APPLICATION NOTES:

\* Mosaics suitable for residential and commercial floors including residential and light commercial shower floors.




\*\* Excludes wall tile

\*\*\* Mosaic tile only

Floor tile suitable for exterior applications in freezing and non-freezing climates when proper installation methods are followed.

Mosaic and wall tile suitable for exterior applications in non-freezing climates only when proper installation methods are followed.

## TRIM

Type	Number	Size
 Floor Bullnose ■	P-43C9	3 x 12
 Wall Bullnose	S-4310	3 x 10
 Wall Bullnose Corner	SN-4310	3 x 3

■ Floor bullnose trim is intended to coordinate with floor field tile in the standard 90-degree installation position.

## INSTALLATION

Grout Joint Recommendation	Shade Variation
Floor: 3/16" Wall: 1/16" Mosaics: 1/8"	 High (V3)

## TEST RESULTS

	ASTM#	Floor Result	Wall Result	Mosaic Result
Water Absorption	C373	< 0.5%	< 20.0%	< 3.0%
Breaking Strength	C648	> 275 lbs.	120-230 lbs.	> 250 lbs.
Scratch Hardness	MOHS	8.0	4.0-6.0	8.0
Chemical Resistance	C650	Resistant	Resistant	Resistant
Abrasion Resistance	C1027	4, 3 (EV99)	N/A	4, 3 (EV99)

For additional info, visit [daltile.com/information/TestResults](http://daltile.com/information/TestResults).

## NOTES

Special consideration needs to be given when installing tiles greater than 15 inches. Please refer to [daltile.com/LargeTiles](http://daltile.com/LargeTiles) for more information.

Use of a latex modified thin-set is recommended for installation.

Since there are variations in all fired ceramic products, tile and trim supplied for your particular installation may not match these samples. Final color selection should be made from actual tiles and trim and not from tile samples or color reproductions. Manufactured in accordance with ANSI A137.1 standards.

Water, oil, grease, etc. create slippery conditions. Floor applications with exposure to these conditions require extra caution in product selection. Not for use on ramps.

For additional information refer to "Factors to Consider" at [daltile.com/Factors](http://daltile.com/Factors).



DESIGNED TO HELP EARN LEED™ CREDITS. For more detailed information, visit [daltilegreenworks.com](http://daltilegreenworks.com).



SCAN QR CODE FOR PRODUCT INFORMATION

Get a QR Code reader at: [GET.DAL TILE.COM](http://GET.DAL TILE.COM)



7834 C. F. Hawn Freeway, Dallas, Texas 75217 | 1.800.933.TILE

To view the complete collection of Daltile® products and information, visit our website at [daltile.com](http://daltile.com).



IMAGINE WHAT'S POSSIBLE™

©2016 Dal-Tile Corporation (7/16)