



FLOOR

COTTO CONTEMPO™

GLAZED PORCELAIN with REVEAL IMAGING®

 **daltile**®
IMAGINE WHAT'S POSSIBLE™



Cover photo features Cotto Contempo™ Wall Street 12 x 24 on the floor.
 Above photo features Cotto Contempo™ Michigan Avenue 20 x 20 on the floor.

Chic Blend of Popular Stone Visuals

Expansive as it is stunning, this gorgeous, upscale glazed porcelain marries a bold cotto look with elements of cracked cement. Equally at home in an urban loft or country villa, Cotto Contempo's™ contemporary, large-format tiles are a great choice for floors, walls, countertops and more. With its earthy, dimensional hues and multi-faceted color variance, Cotto Contempo offers stunning, modern style in four colors.

- **STYLISH COTTO LOOK WITH A TWIST**
 - Fresh contemporary look combines traditional cotto with elements of cracked cement
 - Four color options offer a high level of variation and color depth for a rich, earthy appearance

 **PRE-CONSUMER RECYCLED MATERIALS**

 **MADE IN THE U.S.A.**

 **REVEAL IMAGING®**

All or select items within this series meet the requirements for these qualifications. For more information visit daltile.com.

USAGE

Floors	Walls	Countertops
F	W	C

CERTIFIED PORCELAIN TILE
0.5% or less water absorption

COTTO CONTEMPO™

GLAZED PORCELAIN with REVEAL IMAGING®

FLOOR TILE



PENNSYLVANIA AVENUE CC12



WALL STREET CC13



SUNSET BOULEVARD CC15







MICHIGAN AVENUE CC14

FLOOR

COTTO CONTEMPO™

GLAZED PORCELAIN with REVEAL IMAGING®

SIZES

			Thickness	Sq. Ft./ Carton	Pieces/ Carton
	12 x 24 Floor Tile	(11-13/16" x 23-5/8") (30.00 cm x 60.00 cm)	5/16"	17.37	9
	20 x 20 Floor Tile	(19-11/16" x 19-11/16") (50.00 cm x 50.00 cm)	3/8"	18.83	7
	13 x 13 Floor Tile	(13-1/8" x 13-1/8") (33.33 cm x 33.33 cm)	5/16"	17.85	15
	6-1/2 x 6-1/2 Floor Tile	(6-9/16" x 6-9/16") (16.70 cm x 16.70 cm)	5/16"	10.80	36

APPLICATIONS

	Target DCOF wet	Suitable
Dry & Level – Interior Floor	N/A	✓
Wet & Level – Interior Floor	≥ 0.42	✓
Shower Floors (Residential or Light Commercial)	≥ 0.42	
Exterior Floor Applications (including pool decking & other wet areas with minimal footwear)	≥ 0.60	
Ramps & Inclines	≥ 0.65	
Walls/Backsplashes	N/A	✓
Countertops	N/A	✓
Pool Linings	N/A	✓*




A DCOF value of ≥ 0.42 is the standard for tiles specified for level interior spaces expected to be walked upon when wet, as stated in ANSI A137.1-2012, Section 9.6. For more information about DCOF and the DCOF AcuTest™, visit daltile.com/DCOF.

APPLICATION NOTES :

Suitable for exterior applications in freezing and non-freezing climates, when proper installation methods are followed.

* 6-1/2 x 6-1/2 floor tile only


TRIM

Type	Number	Size	Pieces/ Carton
 Bullnose	P-43E9	3 x 13	30
 Cove Base	P-36E9TB	6 x 13	22
 Cove Base Outcorner	PC-36E9TB	1 x 6	15

Cove base trim is intended to coordinate with floor tile in the standard 90-degree installation position.

Cove base and cove corner trim are suitable for non-freezing climates only.

INSTALLATION

Grout Joint Recommendation	Shade Variation
Flower: 3/16" (Overlap should not exceed 33% when installing tile with a length 15" or greater in a staggered brick-joint pattern.)	 High (V3)

PERFORMANCE CHARACTERISTICS

	ASTM#	Result
Water Absorption	C373	< 0.5%
Breaking Strength	C648	> 275 lbs
Scratch Hardness	MOHS	8.0
Chemical Resistance	C650	Resistant
Abrasion Resistance	C1027	4 (CC12 only) 3 (CC13-CC15)

For additional information on test results, visit us at: daltile.com/information/TestResults.

NOTES

Since there are variations in all fired ceramic and natural products, tile and trim supplied for your particular installation may not match samples. Final confirmation should be made from actual tiles and trim prior to installation. Manufactured in accordance with ANSI A137.1 standards.

Not for use on ramps. Water, oil, grease, improper drainage and certain footwear can create slippery conditions. Floor applications expected to be exposed to these conditions require extra caution in product selection.

For additional information refer to "Factors to Consider" at: daltile.com/Factors.

Special consideration needs to be given when installing tiles greater than 15 inches. Please refer to daltile.com/LargeTiles for more information.

Use of a latex modified thin-set is recommended for installation. For more information, visit daltile.com.



DESIGNED TO HELP EARN LEED™ CREDITS. For more detailed information, visit daltilegreenworks.com.

7834 C.F. Hawn Freeway,
Dallas, Texas 75217 | 1.800.933.TILE

To view the complete collection of Daltile® products and information, visit our website at daltile.com.



IMAGINE WHAT'S POSSIBLE™

©2018 Daltile (3/18.1)