



FLOOR | WALL

MOSAICS

COLOR WHEEL™ COLLECTION – GLAZED CERAMIC

 **daltile**[®]
IMAGINE WHAT'S POSSIBLE™



Cover photo features Color Wheel™ Mosaics Custom Blend 1 x 3 Herringbone Mosaic in Mustard, Navy, Architectural Gray, Arctic White, & Chalkboard. Above photo features Color Wheel™ Mosaics 1 x 3 Lattice Weave Mosaic in Navy behind the counter & white on the back wall and in front of the countertop. Raine™ Stratus White 12 x 24 on the floor.

A Spectacular Spectrum

The element of color is visually represented in Color Wheel™. This vibrant collection offers a wide spectrum of colorful selections from bright and pigmented hues to neutral and earthy tones. A favorite of artists and designers, Color Wheel provides the perfect palette to inspire the imagination.

- COLOR SCHEME
 - Eight rich semi-gloss colorful accents
 - Plus, eight coordinating neutral tones in semi-gloss and matte finishes
- ARTISTIC INSPIRATIONS
 - Stylish shapes from unique linear sizes to exciting mosaic designs
 - With endless design opportunities, this collection is a perfect fit for residential and commercial applications



POST-CONSUMER RECYCLED MATERIALS



PRE-CONSUMER RECYCLED MATERIALS

All or select items within this series meet the requirements for these qualifications. For more information visit daltile.com.

USAGE

Floors

Walls

Countertops

F*

W


C*

* Matte colors are suitable for floors and countertops.

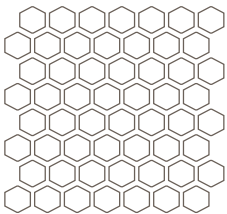
MOSAIC

COLOR WHEEL™ COLLECTION – GLAZED CERAMIC


SHAPES




2 x 2 MOSAIC
(DOT-MOUNTED ON 12" x 24" SHEET)




1.5" HEXAGON MOSAIC
(DOT-MOUNTED ON 12" x 11" SHEET)



1.5" WHITE WITH BLACK HEXAGON MOSAIC*
CW50 GLOSS AND CW51 MATTE
(MESH-MOUNTED ON 14" x 12" SHEET)



1 x 3 HERRINGBONE MOSAIC
(DOT-MOUNTED ON 9" x 12" SHEET)




1 x 3 LATTICE WEAVE MOSAIC
(DOT-MOUNTED ON 12 x 12 SHEET)


SEMI-GLOSS



BLACK
K111 (2)



ARCTIC WHITE
O190 (1)



BISCUIT
K175 (1)



URBAN PUTTY
O161 (2)



ARCHITECTURAL
GRAY O109 (2)



DESERT GRAY
X114 (1)




SUEDE GRAY
O182 (2)




CHALKBOARD
O180 (2)

MATTE



MATTE BLACK
K711 (2)



MATTE ARCTIC
WHITE O790 (1)



MATTE BISCUIT
K775 (1)



MATTE URBAN
PUTTY O761 (2)



MATTE
ARCHITECTURAL
GRAY O709 (2)



MATTE DESERT
GRAY X714 (1)



MATTE SUEDE
GRAY O782 (2)



MATTE
CHALKBOARD
O780 (2)

ACCENT+



MUSTARD
O102 (3)



ORANGE BURST
O1097 (3)



CURRANT
SH17 (3)



EMERALD
O115 (3)



SEA BREEZE
O1174 (3)



OCEAN BLUE
O1049 (3)



NAVY
K189 (3)



PLUM CRAZY
O1178 (3)

+ Accent available in Semi-Gloss finish only.

(1), (2) and (3) indicate price groups. (1) being the least expensive.

Shapes stocked in all colors. Blends and patterns are also available on a made to order basis.






* Stocked in Arctic White with Black (both CW50 gloss and CW51 matte).

Other pattern and blend options available (in any size, color or finish) on a made to order basis.

MOSAIC

COLOR WHEEL™ COLLECTION – GLAZED CERAMIC

SIZES

			Thickness	Sq. Ft./ Carton	Pieces/ Carton
	2 x 2 Mosaic (Dot-mounted)	(12" x 24" Sheet) (30.48 cm x 60.96 cm Sheet)	1/4" (6 mm)	24.00	12
	1.5" Hexagon Mosaic (Dot-mounted on 12" x 11" Sheet)	(11-5/8" x 10-1/4" Sheet) (28.89 cm x 26.04 cm Sheet)	1/4" (6 mm)	9.72	12
	1.5" White & Black Hexagon Mosaic* (Mesh-mounted on 14" x 12" Sheet)	(14" x 11-1/2" Sheet) (35.56 cm x 29.21 cm Sheet)	1/4" (6 mm)	10.00	10
	1 x 3 Herringbone Mosaic (Dot-mounted)	(9" x 12" Sheet) (22.86 cm x 30.48 cm Sheet)	1/4" (6 mm)	6.00	10
	1 x 3 Lattice Weave Mosaic (Dot-mounted)	(12" x 12" Sheet) (30.48 cm x 30.48 cm Sheet)	1/4" (6 mm)	10.00	10

* Stocked in Arctic White with Black (both CW50 gloss and CW51 matte).
Other pattern and blend options available (in any size, color or finish) on a made to order basis.

APPLICATIONS

	Target DCOF wet	Suitable
Dry & Level – Interior Floor	N/A	✓*
Wet & Level – Interior Floor	≥ 0.42	✓*
Shower Floors (Residential or Light Commercial)	≥ 0.42	✓*
Exterior Floor Applications (including pool decking & other wet areas with minimal footwear)	≥ 0.60	
Ramps & Inclines	≥ 0.65	
Walls/Backsplashes	N/A	✓
Countertops	N/A	✓*†
Pool Linings	N/A	✓

A DCOF value of ≥ 0.42 is the standard for tiles specified for level interior spaces expected to be walked upon when wet, as stated in ANSI A1371-2012, Section 9.6. For more information about DCOF and the DCOF AcuTest™, visit daltile.com/DCOF.


APPLICATION NOTES:

Mosaics suitable for exterior applications in non-freezing climates, when proper installation methods are followed.

* Matte Mosaics Only


† Darker colors may show scratches

TRIM

	Type	Number	Size	Pieces/ Carton
	12" Jolly	S-1/212J	1/2 x 11-15/16	12

Jolly suitable for wall applications only.

INSTALLATION

Grout Joint Recommendation	Shade Variation
Mosaic: 1/8"	 Low (V1)

PERFORMANCE CHARACTERISTICS

	ASTM#	Gloss Result	Matte Result
Water Absorption	C373	< 3.0%	< 3.0%
Breaking Strength	C648	> 250 lbs	> 250 lbs
Scratch Hardness	MOHS	4.0-6.0	8.0
Chemical Resistance	C650	Resistant	Resistant
Abrasion Resistance	C1027	N/A	4

For additional information on test results, visit us at: daltile.com/information/TestResults.

NOTES

Since there are variations in all fired ceramic and natural products, tile and trim supplied for your particular installation may not match samples. Final confirmation should be made from actual tiles and trim prior to installation. Manufactured in accordance with ANSI A1371 standards.

Not for use on ramps. Water, oil, grease, improper drainage and certain footwear can create slippery conditions. Floor applications expected to be exposed to these conditions require extra caution in product selection.

For additional information refer to "Factors to Consider" at: daltile.com/Factors.

Manufacturer Advisory: All tile is measured by the DCOF AcuTest™ method. Tiles with DCOF values <0.42 are not recommended for use in areas with wet or slippery conditions. For more information, see ANSI standard A1371 section 6.2.2.1.10, available at www.tileusa.com.



DESIGNED TO HELP EARN LEED™ CREDITS. For more detailed information, visit daltilegreenworks.com.

7834 C.F. Hawn Freeway,
Dallas, Texas 75217 | 1.800.933.TILE

To view the complete collection of Daltile® products and information, visit our website at daltile.com.



IMAGINE WHAT'S POSSIBLE™

©2019 Daltile (1/19)