



DECORATIVE

CASCADING WATERS™

GLASS MOSAIC

 **daltile**®
IMAGINE WHAT'S POSSIBLE™



Cover photo features Cascading Waters™ Earth Tide
 4 x random straight stacked mosaic on the backsplash.
 Above photo features Cascading Waters™ Cerulean Swell
 4 x random straight stacked mosaic on the backsplash.

Glass Waterfall Dimension

Inspired by the beauty of shimmering waterfalls and their rocky pools below, the Cascading Waters™ glass mosaic collection brings an exquisite touch to any wall. This 4 x random straight stacked mosaic can be installed horizontally or vertically to create striking designs. Cascading Waters is available in six colors that reflect the natural beauty of the Earth, including three blends.

- BEAUTY IS IN THE DETAILS
 - Rich colors with subtle touches of glimmer and shine
 - Beautiful contrast across the 3-dimensional framed rectangle of each unique mosaic piece
 - Random straight stacked pattern can be installed horizontally or vertically
- DESIGN POSSIBILITIES
 - Three monochromatic mosaics and three blends for a total of six earth-inspired, natural colors
 - Dimensional molten glass in a 4 x random straight stacked mosaic
 - Can be cut into 4 x 12 decorative accents

USAGE

Floors

Walls

Countertops



W




4 x RANDOM STRAIGHT STACKED MOSAIC



SHIMMER SHORE CW40



SILVER SURGE CW41




RAINWATER CW42



BROOK CREST CW43



EARTH TIDE CW44




CERULEAN SWELL CW45

DECORATIVE

CASCADING WATERS™

GLASS MOSAIC

SIZES

		Thickness	Sq. Ft./ Carton	Pieces/ Carton	
	4 x Random Straight Stacked Mosaic	(12" x 11-3/16") (30.00 cm x 28.40 cm)	5/16"	8.00	10

APPLICATIONS



	Target DCOF wet	Suitable
Dry & Level – Interior Floor	N/A	
Wet & Level – Interior Floor	≥ 0.42	
Shower Floors (Residential or Light Commercial)	≥ 0.42	
Exterior Floor Applications (including pool decking & other wet areas with minimal footwear)	≥ 0.60	
Ramps & Inclines	≥ 0.65	
Walls/Backsplashes	N/A	✓
Countertops	N/A	
Pool Linings	N/A	

A DCOF value of ≥ 0.42 is the standard for tiles specified for level interior spaces expected to be walked upon when wet, as stated in ANSI A137.1-2012, Section 9.6. For more information about DCOF and the DCOF AcuTest™, visit daltile.com/DCOF.

APPLICATION NOTES:

For interior use only.

INSTALLATION

Grout Joint Recommendation	Shade Variation
Mosaic: 1/8"	 High (V3)
	 Random (V4)*

* CW44 and CW45 only

PERFORMANCE CHARACTERISTICS

	ASTM#	Result
Water Absorption	C373	< 0.1%
Breaking Strength	C648	> 100 lbs
Scratch Hardness	MOHS	4.0
Chemical Resistance	C650	Resistant
Abrasion Resistance	C1027	N/A

For additional information on test results, visit us at: daltile.com/information/TestResults.

NOTES

For additional information refer to "Factors to Consider" at: daltile.com/Factors.

Random visuals enhance the natural beauty of this product. To achieve optimal results, all tile should be selected from multiple cartons and shading and graphic arrangement planned prior to installation.

Since there are variations in all glass products, tile and trim supplied for your particular installation may not match samples. Final confirmation should be made from actual tiles and trim prior to installation. Manufactured in accordance with ANSI A137.2 standards.

Use of a white latex modified thin-set is recommended for installation



DESIGNED TO HELP EARN LEED™ CREDITS. For more detailed information, visit daltilegreenworks.com.

7834 C.F. Hawn Freeway,
Dallas, Texas 75217 | 1.800.933.TILE

To view the complete collection of Daltile® products and information, visit our website at daltile.com.



©2018 Daltile (2/18.1)