



FLOOR | WALL

BRIXTON™

GLAZED CERAMIC with REVEAL IMAGING®

 **daltile®**
IMAGINE WHAT'S POSSIBLE™



Cover photo features Brixton™ Sand 9 x 12 and 6 x 6 wall tile on the shower wall, Sand 18 x 18 floor tile on the floor, and Universal 3 x 12 accent on the step. Above photo features Brixton™ Sand 9 x 12 wall tile on the wall.

Discover Your Rustic Side

USAGE

Floors

Walls

Countertops

F

W

C

Find sea-side inspiration in the provincial Mediterranean style of Brixton™. This rustic stone look, available in three neutral colors, adds a warm classic style to your design. Its coordinating decorative border will help complete the look and transform your space into a Mediterranean villa.

- WARM CLASSIC STYLE
 - Rustic stone design that gives space an old-world look
 - Offered in three warm neutral colors
- NATURAL COMPLEMENTS
 - Coordinating floor and wall tile available
 - Finish the look with complementing decorative border and trim



POST-CONSUMER RECYCLED MATERIALS



PRE-CONSUMER RECYCLED MATERIALS



MADE IN THE U.S.A.



REVEAL IMAGING®

All or select items within this series meet the requirements for these qualifications. For more information visit daltille.com.

FLOOR TILE



BONE BX01



SAND BX02



MUSHROOM BX03

WALL TILE



BONE BX01



SAND BX02



MUSHROOM BX03

DECORATIVE ACCENT







UNIVERSAL BX10
3 x 12 Decorative Border

BRIXTON™

GLAZED CERAMIC with REVEAL IMAGING®

SIZES

			Thickness	Sq. Ft./ Carton	Pieces/ Carton
	18 x 18 Floor Tile*	(17-1/2" x 17-1/2") (44.45 cm x 44.45 cm)	5/16"	17.04	8
	12 x 12 Floor Tile	(11-13/16" x 11-13/16") (30.00 cm x 30.00 cm)	5/16"	11.00	11
	9 x 12 Wall Tile	(8-15/16" x 11-15/16") (22.70 cm x 30.30 cm)	5/16"	11.25	15
	6 x 6 Wall Tile	(6" x 6") (15.20 cm x 15.20 cm)	5/16"	12.50	50
	3 x 12 Universal Decorative Border	(3" x 11-3/4") (7.60 cm x 29.90 cm)	5/16"	--	10

* This product is manufactured regionally. Slight variances in size and shading may occur between regions. Please contact your sales representative to verify carton square footage. As with all tile projects, be sure to purchase sufficient quantities with your initial order.

APPLICATIONS

	Target DCOF wet	Suitable
Dry & Level – Interior Floor	N/A	✓†
Wet & Level – Interior Floor	≥ 0.42	✓†
Shower Floors (Residential or Light Commercial)	≥ 0.42	
Exterior Floor Applications (including pool decking & other wet areas with minimal footwear)	≥ 0.60	
Ramps & Inclines	≥ 0.65	
Walls/Backsplashes	N/A	✓
Countertops	N/A	✓*
Pool Linings	N/A	✓**

A DCOF value of ≥ 0.42 is the standard for tiles specified for level interior spaces expected to be walked upon when wet, as stated in ANSI A137.1-2012, Section 9.6. For more information about DCOF and the DCOF AcuTest™, visit daltile.com/DCOF.

APPLICATION NOTES:














Suitable for exterior applications in non-freezing climates, when proper installation methods are followed.

† Wall tile not suitable for this application.


* Floor tile and 6 x 6 wall tile only

** 6 x 6 wall tile only

TRIM

	Type	Number	Size	Pieces/ Carton
	Floor Bullnose	S-43C9	3 x 12	22
	Wall Bullnose (6" side)	S-4269	2 x 6	100
	Wall Bullnose Corner	SN-4269	2 x 2	25
	Wall Bullnose (9" side)	S-4309	3 x 9	54
	Wall Bullnose Corner	SN-4309	3 x 3	32
	Wall Bullnose	S-4669	6 x 6	50
	Wall Bullnose Corner	SCRL-4669	6 x 6	50
	Quarter Round	A-106	1 x 6	152
	Quarter Round Corner	UC-106	1 x 1	40
	Counter/Chair Rail	26CRWL	2 x 6	36
	Counter Rail Corner	22CRCN	2 x 2	24
	Radius Bullnose	A-4200	2 x 6	100
	Radius Bullnose Corner	AN-4200	2 x 2	200

INSTALLATION

Grout Joint Recommendation	Shade Variation
Floor: 3/16" (Overlap should not exceed 33% when installing tile with a length 15" or greater in a staggered brick-joint pattern.)	 Medium (V2)
Wall: 1/16"	

PERFORMANCE CHARACTERISTICS

	ASTM#	Floor Result	Wall Result
Water Absorption	C373	< 7.0%	< 20.0%
Breaking Strength	C648	> 250 lbs	120-230 lbs
Scratch Hardness	MOHS	8.0	4.0-6.0
Chemical Resistance	C650	Resistant	Resistant
Abrasion Resistance	C1027	4	4

For additional information on test results, visit us at: daltile.com/information/TestResults.

NOTES

Since there are variations in all fired ceramic and natural products, tile and trim supplied for your particular installation may not match samples. Final confirmation should be made from actual tiles and trim prior to installation. Manufactured in accordance with ANSI A137.1 standards.

Not for use on ramps. Water, oil, grease, improper drainage and certain footwear can create slippery conditions. Floor applications expected to be exposed to these conditions require extra caution in product selection.

For additional information refer to "Factors to Consider" at: daltile.com/Factors.

Special consideration needs to be given when installing tiles greater than 15 inches. Please refer to daltile.com/LargeTiles for more information.



DESIGNED TO HELP EARN LEED™ CREDITS. For more detailed information, visit daltilegreenworks.com.

7834 C. F. Hawn Freeway,
Dallas, Texas 75217 | 1.800.933.TILE

To view the complete collection of Daltile® products and information, visit our website at daltile.com.



IMAGINE WHAT'S POSSIBLE™

©2018 Daltile (3/18)