



FLOOR | WALL

BALANS™

GLAZED CERAMIC with REVEAL IMAGING®

 **daltile®**
IMAGINE WHAT'S POSSIBLE™



Cover and above photos feature Balans™ Beige 12 x 24 floor tile on the floor and Beige 4 x 12 wall tile on the wall. Shower wall features Balans Beige 10 x 14 wall tile and Severino™ 2 x 10 Cestino Caldo decorative accent with Balans Beige 2 x 4 straight-joint mosaic on the shower floor.

Natural Harmony

Escape into the gentle elegance of natural limestone with Balans™. This transitional design offered in four restful, neutral colors is perfect for creating a balanced, relaxing atmosphere. Balans offers the ultimate design source with its complete line of floor, wall, mosaic and trim.

- SOOTHING NATURALS
 - Gentle elegance of natural stone in a modern, neutral color scheme
 - Soft veining of natural limestone creates a comfortable and calming space
- HARMONIOUS SELECTIONS
 - Comprehensive floor, wall, mosaic offering, including a 4 x 12 wall tile and 2 x 4 straight-joint mosaic
 - Trim package available for a complete, finished design



POST-CONSUMER RECYCLED MATERIALS



PRE-CONSUMER RECYCLED MATERIALS



MADE IN THE U.S.A.



REVEAL IMAGING®

All or select items within this series meet the requirements for these qualifications. For more information visit daltile.com.

USAGE

Floors

Walls


Countertops

F


W

C


GLAZED CERAMIC FLOOR TILE



WHITE BA30



BEIGE BA31



BROWN BA33



GREY BA32

2 x 4 GLAZED CERAMIC MOSAIC




WHITE BA30



BEIGE BA31




BROWN BA33




GREY BA32


10 x 14 GLAZED CERAMIC WALL TILE




WHITE BA30



BEIGE BA31



BROWN BA33




GREY BA32

4 x 12 GLAZED CERAMIC WALL TILE



WHITE BA30



BEIGE BA31



BROWN BA33









GREY BA32

BALANS™

GLAZED CERAMIC with REVEAL IMAGING®

SIZES

			Thickness	Sq. Ft./ Carton	Pieces/ Carton
	12 x 24 Floor Tile	(11-9/16" x 23-3/8") (29.40 cm x 59.30 cm)	3/8"	15.04	8
	18 x 18 Floor Tile	(17-1/2" x 17-1/2") (44.45 cm x 44.45 cm)	5/16"	17.04	8
	12 x 12 Floor Tile	(11-13/16" x 11-13/16") (30.00 cm x 30.00 cm)	5/16"	14.55	15
	10 x 14 Wall Tile	(9-13/16" x 13-15/16") (24.99 cm x 35.40 cm)	5/16"	14.25	15
	4 x 12 Wall Tile	(4-1/4" x 12-7/8") (10.91 cm x 32.77 cm)	5/16"	10.64	28
	2 x 4 Straight-joint Mosaic (Dot-mounted)	(12" x 12" Sheet) (30.48 cm x 30.48 cm Sheet)	1/4"	10.00	10

APPLICATIONS

	Target DCOF wet	Suitable
Dry & Level – Interior Floor	N/A	✓†
Wet & Level – Interior Floor	≥ 0.42	✓†
Shower Floors (Residential or Light Commercial)	≥ 0.42	✓*
Exterior Floor Applications (including pool decking & other wet areas with minimal footwear)	≥ 0.60	
Ramps & Inclines	≥ 0.65	
Walls/Backsplashes	N/A	✓
Countertops	N/A	✓†
Pool Linings	N/A	✓*

A DCOF value of ≥ 0.42 is the standard for tiles specified for level interior spaces expected to be walked upon when wet, as stated in ANSI A137.1-2012, Section 9.6. For more information about DCOF and the DCOF AcuTest™, visit daltile.com/DCOF.







APPLICATION NOTES:

Suitable for exterior applications in non-freezing climates, when proper installation methods are followed.

† Wall tile not suitable for this application.

* Mosaic tile only

TRIM

	Type	Number	Size	Pieces/ Carton
	Floor Bullnose	P-43C9	3 x 12	22
	Wall Bullnose (10" side)	S-4310	3 x 10	54
	Wall Bullnose Corner	SN-4310	3 x 3	32
	Quarter Round	A-106	1 x 6	152
	Quarter Round Corner	UC-106	1 x 1	40
	12" Jolly	S-1/212J	1/2 x 11-15/16	12

INSTALLATION

Grout Joint Recommendation

Shade Variation

Floor: 3/16" (Overlap should not exceed 33% when installing tile with a length 15" or greater in a staggered brick-joint pattern.)

Wall: 10 x 14: 1/16"
4 x 12: 1/16" (When rectangular size is installed in a staggered brick-joint pattern, overlap should not exceed 33%.)

Mosaic: 1/8"



PERFORMANCE CHARACTERISTICS

	ASTM#	Floor Result	Wall Result	Mosaic Result
Water Absorption	C373	< 7.0%	< 20.0%	< 3.0%
Breaking Strength	C648	> 250 lbs	120-230 lbs	> 250 lbs
Scratch Hardness	MOHS	7.0	4.0-6.0	7.0
Chemical Resistance	C650	Resistant	Resistant	Resistant
Abrasion Resistance	C1027	3	N/A	3

For additional information on test results, visit us at: daltile.com/information/TestResults.

NOTES

Since there are variations in all fired ceramic and natural products, tile and trim supplied for your particular installation may not match samples. Final confirmation should be made from actual tiles and trim prior to installation. Manufactured in accordance with ANSI A137.1 standards.

Not for use on ramps. Water, oil, grease, improper drainage and certain footwear can create slippery conditions. Floor applications expected to be exposed to these conditions require extra caution in product selection.

For additional information refer to "Factors to Consider" at: daltile.com/Factors.

Special consideration needs to be given when installing tiles greater than 15 inches. Please refer to daltile.com/LargeTiles for more information.



DESIGNED TO HELP EARN LEED™
CREDITS. For more detailed information,
visit daltilegreenworks.com.

7834 C.F. Hawn Freeway,
Dallas, Texas 75217 | 1.800.933.TILE

To view the complete collection of
Daltile® products and information,
visit our website at daltile.com.



IMAGINE WHAT'S POSSIBLE™

©2017 Daltile (10/17.1)