



FLOOR | WALL

AVONDALE™

GLAZED PORCELAIN FLOOR, GLAZED CERAMIC WALL & MOSAIC
with REVEAL IMAGING®

 **daltile**®
IMAGINE WHAT'S POSSIBLE™



Cover photo features Avondale™ Chateau Creme 18 x 18 in a grid pattern on the floor with 10 x 14 wall tile and 2 x 4 brick-joint mosaic on the walls. Above photo features Avondale® Castle Rock 10 x 14 wall tile with Glass Horizons™ Arctic Blend mosaic as a decorative accent.

A Tile for Any Style, a Style for Any Room

USAGE

Floors	Walls	Countertops
F	W	C

Neutral colors and softly illuminated tones emulate the warmth of natural limestone. Its natural color tones and moving graphics give it added dimension. Avondale's porcelain floor tile and complementary ceramic wall and mosaic tiles allow for a wealth of design options. Find gorgeous details within the surface as you explore the many facets of Avondale.

- **REALISTIC LOOK**
 - Realistic graphics and color demonstrate depth and movement to help create the desired classic visual appeal
 - Emulates a limestone visual with wide graphic variation in three color tones
- **COORDINATING FORMATS**
 - Coordinating floor, wall and mosaic tile create more design possibilities
- **NEUTRAL COLORS**
 - Warm color palette easily integrates with any style or design



POST-CONSUMER RECYCLED MATERIALS



PRE-CONSUMER RECYCLED MATERIALS



MADE IN THE U.S.A.



REVEAL IMAGING®

All or select items within this series meet the requirements for these qualifications. For more information visit daltile.com.



0.5% or less water absorption

GLAZED PORCELAIN FLOOR TILE



CHATEAU CREME AD01



CASTLE ROCK AD03



WEST TOWER AD02

GLAZED CERAMIC WALL TILE



CHATEAU CREME AD01



CASTLE ROCK AD03



WEST TOWER AD02

2 x 4 GLAZED CERAMIC MOSAIC



CHATEAU CREME AD01



CASTLE ROCK AD03



WEST TOWER AD02

AVONDALE™

GLAZED PORCELAIN FLOOR, GLAZED CERAMIC WALL & MOSAIC with REVEAL IMAGING®

SIZES

			Thickness	Sq. Ft./ Carton	Pieces/ Carton
	18 x 18 Floor Tile	(17-13/16" x 17-13/16") (45.20 cm x 45.20 cm)	5/16"	17.60	8
	12 x 24 Floor Tile	(11-13/16" x 23-13/16") (30.00 cm x 60.00 cm)	3/8"	15.60	8
	12 x 12 Floor Tile	(11-13/16" x 11-13/16") (30.00 cm x 30.00 cm)	5/16"	14.55	15
	10 x 14 Wall Tile	(9-13/16" x 13-15/16") (24.99 cm x 35.40 cm)	5/16"	14.55	15
	2 x 4 Brick-joint Mosaic (Dot-mounted)	(12" x 12" Sheet) (30.48 cm x 30.48 cm Sheet)	1/4"	9.96	12

APPLICATIONS

	Target DCOF wet	Suitable
Dry & Level – Interior Floor	N/A	✓†
Wet & Level – Interior Floor	≥ 0.42	✓†
Shower Floors (Residential or Light Commercial)	≥ 0.42	✓*
Exterior Floor Applications (including pool decking & other wet areas with minimal footwear)	≥ 0.60	
Ramps & Inclines	≥ 0.65	
Walls/Backsplashes	N/A	✓
Countertops	N/A	✓†
Pool Linings	N/A	✓*

A DCOF value of ≥ 0.42 is the standard for tiles specified for level interior spaces expected to be walked upon when wet, as stated in ANSI A1371-2012, Section 9.6. For more information about DCOF and the DCOF AcuTest™, visit daltile.com/DCOF.

APPLICATION NOTES :




Floor tile suitable for exterior applications in freezing and non-freezing climates, when proper installation methods are followed.

Wall and mosaic tile suitable for exterior applications in non-freezing climates, when proper installation methods are followed.

† Wall tile not suitable for this application.

* Mosaic tile only

TRIM

Type	Number	Size	Pieces/ Carton
 Floor Bullnose	P-43C9	3 x 12	22
 Wall Bullnose (10" side)	S-4310	3 x 10	54
 Wall Bullnose Corner	SN-4310	3 x 3	32

INSTALLATION

Grout Joint Recommendation

Shade Variation

Floor: 3/16" (Overlap should not exceed 33% when installing tile with a length 15" or greater in a staggered brick-joint pattern.)

Wall: 1/16"
Mosaic: 1/8"



PERFORMANCE CHARACTERISTICS

	ASTM#	Floor Result	Wall Result	Mosaic Result
Water Absorption	C373	< 0.5%	< 20.0%	< 3.0%
Breaking Strength	C648	> 275 lbs	120-230 lbs	> 250 lbs
Scratch Hardness	MOHS	8.0	4.0-6.0	8.0
Chemical Resistance	C650	Resistant	Resistant	Resistant
Abrasion Resistance	C1027	4	N/A	4

For additional information on test results, visit us at: daltile.com/information/TestResults.

NOTES

Since there are variations in all fired ceramic and natural products, tile and trim supplied for your particular installation may not match samples. Final confirmation should be made from actual tiles and trim prior to installation. Manufactured in accordance with ANSI A1371 standards.

Not for use on ramps. Water, oil, grease, improper drainage and certain footwear can create slippery conditions. Floor applications expected to be exposed to these conditions require extra caution in product selection.

For additional information refer to "Factors to Consider" at: daltile.com/Factors.

Special consideration needs to be given when installing tiles greater than 15 inches. Please refer to daltile.com/LargeTiles for more information.

Use of a latex modified thin-set is recommended for installation. For more information, visit daltile.com.



DESIGNED TO HELP EARN LEED™
CREDITS. For more detailed information,
visit daltilegreenworks.com.

7834 C.F. Hawn Freeway,
Dallas, Texas 75217 | 1.800.933.TILE

To view the complete collection of
Daltile® products and information,
visit our website at daltile.com.



IMAGINE WHAT'S POSSIBLE™

©2018 Daltile (3/18.1)