



FLOOR | WALL

ARTICULO™

GLAZED PORCELAIN FLOOR, GLAZED CERAMIC WALL & MOSAIC
with REVEAL IMAGING®

 **daltile**®
IMAGINE WHAT'S POSSIBLE™



Cover photo features Articulo™ Column Grey 12 x 24 floor tile on the floor and Editorial White 6 x 18 wave wall tile on the fireplace. Above photo features Articulo™ Story Brown 12 x 24 floor tile on the floor with Story Brown 6 x 18 wave wall tile and Feature Beige 1 x 3 straight-joint mosaic on the wall.

Chronicle Your Design in a Distinctive Way

Design tells a story with the flowing travertine look of Articulo™. Beautiful replications of linear vein-cut travertine in five natural colors bring sophisticated drama to your space. Large-format porcelain floor tile in a unique 18 x 36 and the popular 12 x 24 pairs beautifully with wave wall tile designed to flow continuously from piece to piece.

- **LINEAR TRAVERTINE LOOK**
 - Sophisticated linear, vein-cut travertine design in five natural colors
 - 6 x 18 wall tile available in both a flat and a wave structure for heightened visual interest
 - Pressed 1 x 3 straight-joint mosaic is perfect for shower floors
- **ESSENTIAL CONTINUITY**
 - Large-format floor tile in two sizes with coordinating wall, mosaic and trim
 - Wave wall tile designed for seamless flow from tile to tile



POST-CONSUMER RECYCLED MATERIALS



PRE-CONSUMER RECYCLED MATERIALS



MADE IN THE U.S.A.



REVEAL IMAGING®


All or select items within this series meet the requirements for these qualifications. For more information visit daltille.com.




USAGE

Floors	Walls	Countertops
F	W	C

GLAZED PORCELAIN FLOOR TILE




EDITORIAL WHITE AR06



FEATURE BEIGE AR07



COLUMN GREY AR09




STORY BROWN AR08



HEADLINE GREY AR10

1 x 3 GLAZED CERAMIC MOSAIC




EDITORIAL WHITE AR06




FEATURE BEIGE AR07



COLUMN GREY AR09



STORY BROWN AR08



HEADLINE GREY AR10

6 x 18 GLAZED CERAMIC WALL TILE



EDITORIAL WHITE AR06




FEATURE BEIGE AR07



COLUMN GREY AR09



STORY BROWN AR08




HEADLINE GREY AR10

6 x 18 GLAZED CERAMIC WAVE WALL TILE




EDITORIAL WHITE AR06



FEATURE BEIGE AR07



COLUMN GREY AR09



STORY BROWN AR08



HEADLINE GREY AR10

ARTICULO™

GLAZED PORCELAIN FLOOR, GLAZED CERAMIC WALL & MOSAIC with REVEAL IMAGING®

SIZES

			Thickness	Sq. Ft./ Carton	Pieces/ Carton
	18 x 36 Floor Tile	(17-11/16" x 35-7/16") (45.00 cm x 90.00 cm)	3/8"	13.08	3
	12 x 24 Floor Tile	(11-13/16" x 23-13/16") (30.00 cm x 60.48 cm)	5/16"	17.37	9
	6 x 18 Wall Tile	(6" x 18") (15.25 cm x 45.76 cm)	5/16"	11.25	15
	6 x 18 Wave Wall Tile	(6" x 18") (15.25 cm x 45.76 cm)	5/16"	11.25	15
	1 x 3 Straight-joint Mosaic	(12-1/8" x 12-1/8" Sheet) (30.80 cm x 30.80 cm Sheet)	1/4"	10.20	10

APPLICATIONS

	Target DCOF wet	Suitable
Dry & Level – Interior Floor	N/A	✓†
Wet & Level – Interior Floor	≥ 0.42	✓†
Shower Floors (Residential or Light Commercial)	≥ 0.42	✓*
Exterior Floor Applications (including pool decking & other wet areas with minimal footwear)	≥ 0.60	
Ramps & Inclines	≥ 0.65	
Walls/Backsplashes	N/A	✓
Countertops	N/A	✓†
Pool Linings	N/A	✓*

A DCOF value of ≥ 0.42 is the standard for tiles specified for level interior spaces expected to be walked upon when wet, as stated in ANSI A137.1-2012, Section 9.6. For more information about DCOF and the DCOF AcuTest™, visit daltile.com/DCOF.

APPLICATION NOTES:



Floor tile suitable for exterior applications in freezing and non-freezing climates when proper installation methods are followed.

Wall and mosaic tile suitable for exterior applications in non-freezing climates, when proper installation methods are followed.


† Wall tile not suitable for this application.

* Mosaic tile only

TRIM

	Type	Number	Size	Pieces/ Carton
	Floor Bullnose	P-43F9	3 x 24	10
	12" Jolly	S-1/212J	1/2 x 11-15/16	12

INSTALLATION

Grout Joint Recommendation	Shade Variation
Floor: 3/16" (Overlap should not exceed 33% when installing tile with a length 15" or greater in a staggered brick-joint pattern.)	 High (V3)
Wall: 1/16" (1/8" when installed in a staggered brick-joint pattern; overlap should not exceed 33%.)	
Mosaic: 1/8"	

PERFORMANCE CHARACTERISTICS

	ASTM#	Floor Result	Wall Result	Mosaic Result
Water Absorption	C373	< 0.5%	< 20.0%	< 3.0%
Breaking Strength	C648	> 275 lbs	120-230 lbs	> 250 lbs
Scratch Hardness	MOHS	8.0	4.0-6.0	8.0
Chemical Resistance	C650	Resistant	Resistant	Resistant
Abrasion Resistance	C1027	4	N/A	4

For additional information on test results, visit us at: daltile.com/information/TestResults.

NOTES

Since there are variations in all fired ceramic and natural products, tile and trim supplied for your particular installation may not match samples. Final confirmation should be made from actual tiles and trim prior to installation. Manufactured in accordance with ANSI A137.1 standards.

Not for use on ramps. Water, oil, grease, improper drainage and certain footwear can create slippery conditions. Floor applications expected to be exposed to these conditions require extra caution in product selection.

For additional information refer to "Factors to Consider" at: daltile.com/Factors.

Special consideration needs to be given when installing tiles greater than 15 inches. Please refer to daltile.com/LargeTiles for more information.

Use of a latex modified thin-set is recommended for installation. For more information, visit daltile.com.



DESIGNED TO HELP EARN LEED™ CREDITS. For more detailed information, visit daltilegreenworks.com.

7834 C.F. Hawn Freeway,
Dallas, Texas 75217 | 1.800.933.TILE

To view the complete collection of Daltile® products and information, visit our website at daltile.com.



IMAGINE WHAT'S POSSIBLE™

©2018 Daltile (2/18.1)