



FLOOR

ANCHORAGE™
COLORBODY™ PORCELAIN

 **daltile®**
IMAGINE WHAT'S POSSIBLE™



Cover and above photos feature Anchorage™ Beige 12 x 12 and Medium Grey 12 x 12 on the floor and Brickwork™ Alcove 4 x 8 on the wall.

Evolving Timeless Simplicity

Revive modern minimalism with the Anchorage™ collection. The versatility of the collection's neutral palette lies in its understated shade variation, guaranteeing that your décor and accent choices always stand out. Delivering a crisp, clean look in both polished and unpolished finishes, Anchorage promises pristine style for the ages.

- DURABLE CONSTRUCTION
 - Crafted from premium double-load ColorBody™ porcelain
 - Perfect for high-traffic spaces
- RELIABLE VERSATILITY
 - Featured in three contemporary sizes and seven neutral hues
 - Available in both polished and unpolished finishes

TILE TRU-EDGE™

All or select items within this series meet the requirements for these qualifications. For more information visit daltile.com.

CERTIFIED PORCELAIN
TILE
0.5% or less water absorption

USAGE

Floors	Walls	Countertops
F	W	C

FLOOR TILE – UNPOLISHED




WHITE AC04




BEIGE AC05



LIGHT GREY AC06




MEDIUM GREY AC07



DARK GREY AC08




BROWN AC09



BLACK AC10


FLOOR TILE – POLISHED



WHITE AC04



BEIGE AC05




LIGHT GREY AC06




MEDIUM GREY AC07



DARK GREY AC08



BROWN AC09






BLACK AC10

ANCHORAGE™

COLORBODY™ PORCELAIN

SIZES

			Thickness	Sq. Ft./ Carton	Pieces/ Carton
	24 x 24 Floor Tile	(23-7/16" x 23-7/16") (59.44 cm x 59.44 cm)	3/8"	15.20	4
	12 x 24 Floor Tile	(11-5/8" x 23-7/16") (29.56 cm x 59.44 cm)	3/8"	15.12	8
	12 x 12 Floor Tile	(11-5/8" x 11-5/8") (29.56 cm x 29.56 cm)	3/8"	10.34	11

APPLICATIONS

	Target DCOF wet	Suitable
Dry & Level – Interior Floor	N/A	✓
Wet & Level – Interior Floor	≥ 0.42	✓*
Shower Floors (Residential or Light Commercial)	≥ 0.42	
Exterior Floor Applications (including pool decking & other wet areas with minimal footwear)	≥ 0.60	
Ramps & Inclines	≥ 0.65	
Walls/Backsplashes	N/A	✓
Countertops	N/A	✓
Pool Linings	N/A	

A DCOF value of ≥ 0.42 is the standard for tiles specified for level interior spaces expected to be walked upon when wet, as stated in ANSI A137.1-2012, Section 9.6. For more information about DCOF and the DCOF AcuTest™, visit daltile.com/DCOF.

APPLICATION NOTES:

Polished surface is suitable only for dry and level interior floor applications.

Suitable for exterior applications in freezing and non-freezing climates, when proper installation methods are followed.


* Unpolished only

TRIM

	Type	Number	Size	Pieces per Carton
	Bullnose	S-43C9	3 x 12	30
	Cove Base	S-36C9T	6 x 12	20
	Cove Base Outcorner	SC-36C9T	1 x 6	10

Floor bullnose and cove base trim are intended to coordinate with floor tile in the standard 90-degree installation position.

INSTALLATION

Grout Joint Recommendation	Shade Variation
1/8" (3/16" when installing tile with a length 15" or greater in a staggered brick-joint pattern; overlap should not exceed 33%)	 Medium (V2)

PERFORMANCE CHARACTERISTICS

	ASTM#	Unpolished/Polished Result
Water Absorption	C373	< 0.5%
Breaking Strength	C648	> 275 lbs
Scratch Hardness	MOHS	8.0
Chemical Resistance	C650	Resistant
Abrasion Resistance	C1027	N/A

For additional information on test results, visit us at: daltile.com/information/TestResults.

NOTES

Since there are variations in all fired ceramic and natural products, tile and trim supplied for your particular installation may not match samples. Final confirmation should be made from actual tiles and trim prior to installation. Manufactured in accordance with ANSI A137.1 standards.

Not for use on ramps. Water, oil, grease, improper drainage and certain footwear can create slippery conditions. Floor applications expected to be exposed to these conditions require extra caution in product selection.

For additional information refer to "Factors to Consider" at: daltile.com/Factors.

Special consideration needs to be given when installing tiles greater than 15 inches. Please refer to daltile.com/LargeTiles for more information.

Manufacturer Advisory: All tile is measured by the DCOF AcuTest™ method. Tiles with DCOF values <0.42 are not recommended for use in areas with wet or slippery conditions. For more information, see ANSI standard A137.1 section 6.2.2.1.10, available at www.tileusa.com.

Special care should be taken when grouting with dark pigmented colors. A grout release is recommended to prevent finely powdered pigments from lodging in the pores of the surface. Use of a latex modified thin-set is recommended for installation.



DESIGNED TO HELP EARN LEED™ CREDITS. For more detailed information, visit daltilegreenworks.com.

SCAN QR CODE FOR PRODUCT INFORMATION

Get a QR Code reader at: GET.DALTILE.COM



7834 C. F. Hawn Freeway,
Dallas, Texas 75217 | 1.800.933.TILE

To view the complete collection of Daltile® products and information, visit our website at daltile.com.



IMAGINE WHAT'S POSSIBLE™

©2017 Daltile (4/17)